
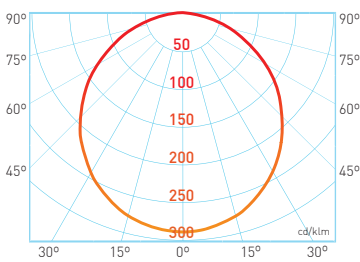
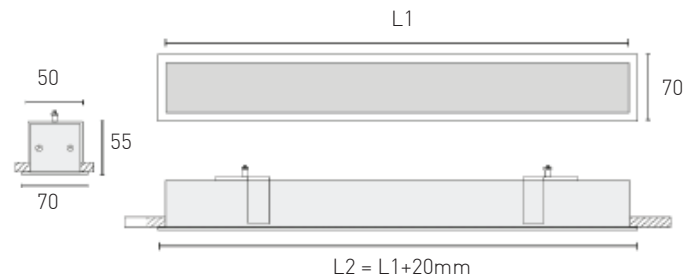
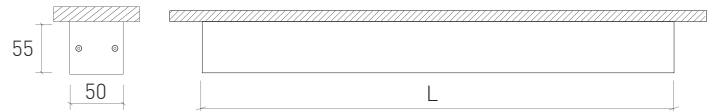
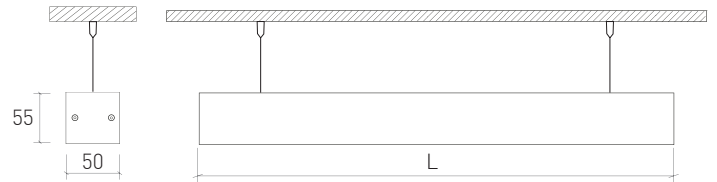


BRILUMEN DATA SHEET



BRILUMEN DATA SHEET

ORDER OPTIONS OPÇÕES DE ENCOMENDA



ON REQUEST: Dimmable options
SOB PEDIDO: Opções dimáveis

ORIS 50mm Surface Mounted/Saliente	ORIS 50mm Recessed/Encastrar	ORIS 50mm Suspended/Suspensão	POWER	LENGTH (L1)	LED LUMENS	LUMINAIRE LUMENS	LUMINAIRE EFFICACY
140.80.90.11.CT.FI	141.80.90.11.CT.FI	142.80.90.11.CT.FI	36 W	1130 mm	4900 lm	4165 lm	110 lm/W
140.80.90.14.CT.FI	141.80.90.14.CT.FI	142.80.90.14.CT.FI	45 W	1410 mm	6130 lm	5211 lm	110 lm/W
140.80.90.16.CT.FI	141.80.90.16.CT.FI	142.80.90.16.CT.FI	54 W	1690 mm	7350 lm	6248 lm	111 lm/W
140.80.90.19.CT.FI	141.80.90.19.CT.FI	142.80.90.19.CT.FI	64 W	1970 mm	8580 lm	7293 lm	111 lm/W
140.80.90.22.CT.FI	141.80.90.22.CT.FI	142.80.90.22.CT.FI	73 W	2250 mm	9800 lm	8330 lm	111 lm/W
140.80.90.25.CT.FI	141.80.90.25.CT.FI	142.80.90.25.CT.FI	82 W	2530 mm	11.030 lm	9376 lm	113 lm/W
140.80.90.28.CT.FI	141.80.90.28.CT.FI	142.80.90.28.CT.FI	91 W	2810 mm	12.250 lm	10.413 lm	113 lm/W
140.80.90.30.CT.FI	141.80.90.30.CT.FI	142.80.90.30.CT.FI	100 W	3090 mm	13.480 lm	11.458 lm	113 lm/W
140.80.90.33.CT.FI	141.80.90.33.CT.FI	142.80.90.33.CT.FI	110 W	3370 mm	14.700 lm	12.495 lm	113 lm/W
140.80.90.36.CT.FI	141.80.90.36.CT.FI	142.80.90.36.CT.FI	119 W	3650 mm	15.930 lm	13.541 lm	113 lm/W
140.80.90.39.CT.FI	141.80.90.39.CT.FI	142.80.90.39.CT.FI	128 W	3930 mm	17.150 lm	14.578 lm	113 lm/W
140.80.90.42.CT.FI	141.80.90.42.CT.FI	142.80.90.42.CT.FI	137 W	4210 mm	18.380 lm	15.623 lm	111 lm/W
140.80.90.44.CT.FI	141.80.90.44.CT.FI	142.80.90.44.CT.FI	146 W	4490 mm	19.600 lm	16.660 lm	110 lm/W
140.80.90.47.CT.FI	141.80.90.47.CT.FI	142.80.90.47.CT.FI	155 W	4770 mm	20.830 lm	17.706 lm	110 lm/W
140.80.90.50.CT.FI	141.80.90.50.CT.FI	142.80.90.50.CT.FI	165 W	5050 mm	22.050 lm	18.743 lm	111 lm/W
140.80.90.53.CT.FI	141.80.90.53.CT.FI	142.80.90.53.CT.FI	174 W	5330 mm	23.280 lm	19.788 lm	111 lm/W
140.80.90.56.CT.FI	141.80.90.56.CT.FI	142.80.90.56.CT.FI	183 W	5610 mm	24.500 lm	20.825 lm	111 lm/W
140.80.90.59.CT.FI	141.80.90.59.CT.FI	142.80.90.59.CT.FI	192 W	5900 mm	25.730 lm	21.871 lm	112 lm/W

.CT

COLOUR TEMPERATURE OPTIONS
OPÇÕES DE TEMPERATURA DA COR

Please change .CT by one of the following options.
Por favor altere .CT por uma das seguintes opções.

1º suffix: .30 3000K .40 4000K

.FI

FINISHING OPTIONS
OPÇÕES DE ACABAMENTO

Please change .FI by one of the following options.
Por favor altere .FI por uma das seguintes opções.

2º suffix: TW RAL9003 TB RAL9017 AL Anodized aluminium
Alumínio anodizado

ACCESSORIES OPTIONS OPÇÕES DE ACESSÓRIOS

CEILING CUP (.FI = finishing . Please choose between the finishing options above)
FLORÃO DE TETO (.FI = acabamento . Escolha entre as opções de acabamento acima)

PRODUCT CODE	DESCRIPTION
3080-013.FI	38mm round ceiling cup for electric cable Florão de teto 38mm para cabo elétrico
3080-015.FI	60mm round ceiling cup with 2 holes for electric cable Florão de teto 60mm com 2 orifícios para cabo elétrico
3080-016.FI	90mm round ceiling cup with 1 hole for electric cable Florão de teto 90mm com 1 orifício para cabo elétrico

