



IRIS

LINEAR LIGHT

LINEAR LED LIGHT . LINHAS DE LUZ LED





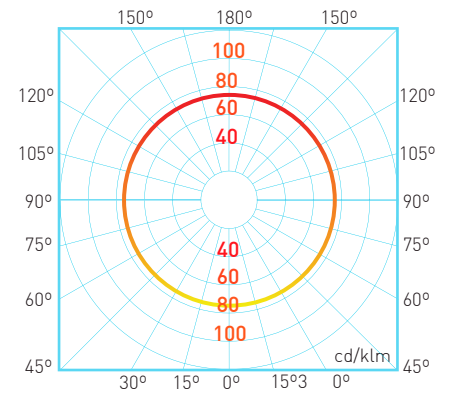
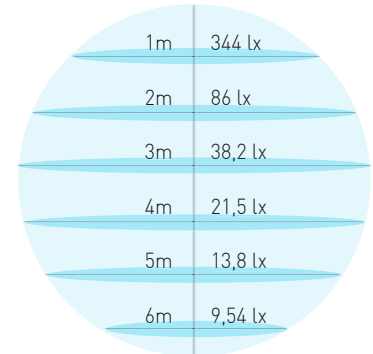

TEXTURED
WHITE END CAPS
TOPOS EM BRANCO
TEXTURADO



Iris 36W, with 1200mm, is an elegant light fixture with a minimalist design, composed by opal polycarbonate tube and textured white ends, which form a perfect linear LED light. With a CRI higher than 80 and a 360° beam angle, Iris is suitable for any indoor area, lighting up effectively the space through a beautiful, uniform, pleasant and linear light. This light fixture has a 5 Year Warranty and is available on the colour temperatures 4200K or 3000K. Iris can be suspended horizontally or vertically.

A Iris de 36W, com 1200 mm, é uma luminária elegante e com design minimalista, constituída por um tubo de polycarbonato opalino e topos em branco texturado que formam uma linha de luz LED perfeita. Com um CRI superior a 80 e um ângulo de 360° a Iris é ideal para qualquer espaço interior, iluminando eficazmente o ambiente através de uma luz bonita, uniforme, agradável e linear.

Esta linha de luz tem 5 anos de garantia e está disponível nas temperaturas da cor 4200K ou 3000K. A Iris pode ser suspensa na horizontal ou na vertical.



ORDER OPTIONS

OPÇÕES DE ENCOMENDA

PRODUCT CODE	TYPE	POWER	CRI	BEAM ANGLE	LENGTH (L)	CCT	LED LUMENS	LUMINAIRE LUMENS	LUMINAIRE EFFICACY
133.80.360.12.30.TW	HORIZONTAL	36 W	>80	360°	1200 mm	3000K	4092 lm	3888 lm	108 lm/W
133.80.360.12.42.TW	HORIZONTAL	36 W	>80	360°	1200 mm	4200K	4547 lm	4320 lm	120 lm/W
137.80.360.12.30.TW	VERTICAL	36 W	>80	360°	1200 mm	3000K	4092 lm	3888 lm	108 lm/W
137.80.360.12.42.TW	VERTICAL	36 W	>80	360°	1200 mm	4200K	4547 lm	4320 lm	120 lm/W



360° BEAM ANGLE
ÂNGULO 360°