



brilumen[®]



MATRIX 40W 600x600mm

DATA SHEET



Technical specifications


Dados técnicos

Wattage Potência	40W
Color rendering index CRI Índice de restituição das cores	> 80
Rated luminous flux Fluxo luminoso	3600 lm
Unified Glare Rating (UGR) Índice de Encandeameto	< 19
Beam angle Ângulo de feixe	120°
Led type Tipo de led	Epistar SMD 2835
Color temperature Temperatura da cor	4200K



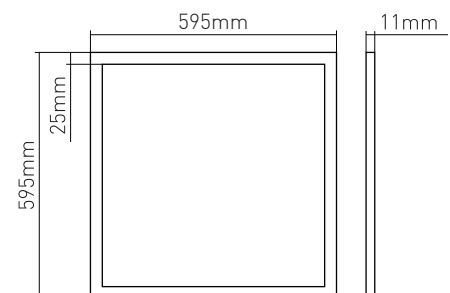
Symbology

Simbologia



Dimensional drawing

Desenho dimensional



Options available on request (panel)

Opções disponíveis sob pedido (painel)


beam angle . ângulo de feixe	CRI >80
120°	4200K
	C3017-150.02

MATRIX 40W 600x600mm



Surface mounted light


Aro para aplicação saliente



3080-008



3080-009



Order data

Dados de encomenda

Código de encomenda
Order code

3080-008

Kit
Kit

Rim
Aro

3080-009

Suspension kit
Kit de suspensão

0-10V LED DRIVER

Available on request . Disponível sob pedido



8015-0082 . 1000mA . 27-42W

DALI LED DRIVER



8015-0207 . 1000mA . 27-42W

MATRIX 40W 600x600mm