


# brilumen®

## ORIS LINEAR LED SYSTEMS



# ORIS RANGE

		ORIS SLIM PRO 26x72mm	ORIS 50MM 50x55mm	ORIS PLUS 53,4x73mm
Application	Suspended	X	X	X
	Surfaced	X	X	X
	Recessed		X	
	Trimless		X	
Difuser / Optics	Opal 90° (O9)	X	X	X
	Prismatic 80° (P8)	X	X	X
	Lenses 30° (L3)	X		
	Low Glare Diffuser 60° (U6)	X		
	Low Glare Diffuser 50° (U5)		X	
	Low Glare Diffuser 45° (U4)			X
Light Distribution	Direct light (Down)	X	X	X
	Indirect light (Up)	X		
	Direct/Indirect light Up/Down	X		
End Caps	With screws		X	X
	Without screws (option)	X	X	X
Spotlights	Apalis			X
Joint system	Corner joint L	X	X	X
	Corner joint T	X	X	X
	Corner joint X		X	X
	Corner joint Y		X	X
Accessories	Casambi Interface	X	X	X
	Motion sensor (inside)			X
	Emergency Kit (inside)			X



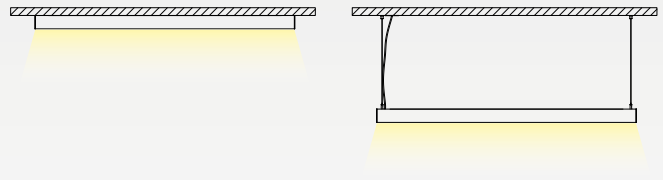
**Note**

The profiles presented on this page are on a real scale.  
Os perfis apresentados nesta página estão numa escala real.  
Les profils présentés sur cette page sont à l'échelle réelle.



# ORIS SLIM PRO

Linear Led Systems  
DIRECT LIGHT



EN

ORIS SLIM PRO, the reduced dimensions of only 26mm in width make this luminaire slim and distinctive. With a minimalist design, this light fixture was designed for refined spaces, where lighting is discreet, but efficient and with a high CRI. Options of direct/indirect light, opal and prismatic diffuser, different beam angles, low glare reflectors and lenses, and comes in versions adaptable for ceilings, surface or walls.

Specially developed to meet the requirements of architects, who are looking for thin and modular lighting fixtures.

With ORIS SLIM PRO, it's possible to mount slim lines of light up to 3,375m without the need of joints.

PT

ORIS SLIM PRO, as dimensões reduzidas de apenas 26mm de largura tornam esta luminária em alumínio esguia e distinta. Com um design minimalista, esta luminária foi pensada para espaços requintados, onde a iluminação seja discreta, mas eficiente, e com elevado CRI. Dispõe das opções de luz direta/indireta, difusor opalino e prismático, diferentes ângulos de feixe, lentes e refletor low glare, e de versões de aplicação no teto ou parede.

Especialmente desenvolvido para responder às exigências dos arquitetos, que procuram linhas de luz finas e modulares.

Com o ORIS SLIM PRO, tem a possibilidade obter linhas finas de luz até 3,375m sem a necessidade de emendas.

FR

ORIS SLIM PRO, ses dimensions étroites de seulement 26mm de large, distinguent ce luminaire comme étant ultra fin. Pourvu d'un design minimaliste, il a été conçu pour des endroits raffinés, où l'éclairage doit être discret, mais efficace et posséder un CRI élevé.

Offre différentes options de lumière directe ou indirecte, d'un diffuseur opale ou prismatique, de différents angles de faisceau, de lentilles et réflecteurs à faible éblouissement et de différentes versions pour une application au plafond ou au mur.

Ce produit a été spécialement conçu pour répondre aux exigences des architectes qui recherchent des lignes d'éclairage fines et modulables.

Avec l'éclairage ORIS SLIM PRO, vous pouvez obtenir de fines lignes lumineuses jusqu'à 3,375 mètres sans jonctions.



**GENERAL INFO**

Stand Alone Linear light  
Suspended / Surface  
Class I  
IP40



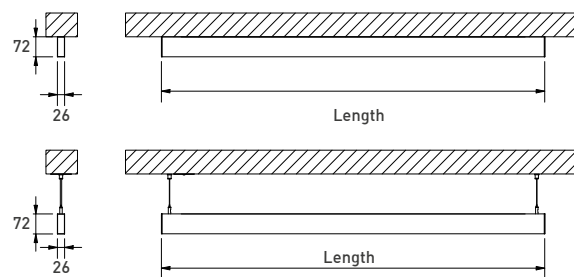
**DIFFUSER TYPE**

Opal / Prismatic / Lens 30° / Low Glare

**LED PCB**

3000K / 4000K  
CRI>90  
Lifetime 50.000h T<sub>p</sub> 55°C  
3 Steps MacAdam

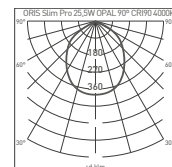
**DIMENSIONS (mm)**



**ORIS Slim Pro - OPAL / PRISMATIC Diffuser (09/P8) - CRI>90**

Product Table / Tabela de produtos / Tableau des produits

LENGTH	POWER	LED LUMENS	LUMINAIRE LM	EFFICACY	SUSPENDED	SURFACE
570 mm	10,2 W	1576 lm	1064 lm	154 lm/W	240XX.05BA.9CT.FI	241XX.05BA.9CT.FI
850 mm	15,3 W	2363 lm	1597 lm	154 lm/W	240XX.08BA.9CT.FI	241XX.08BA.9CT.FI
1130 mm	20,4 W	3151 lm	2129 lm	154 lm/W	240XX.11BA.9CT.FI	241XX.11BA.9CT.FI
1410 mm	25,5 W	3939 lm	2662 lm	154 lm/W	240XX.14BA.9CT.FI	241XX.14BA.9CT.FI
1690 mm	30,7 W	4727 lm	3193 lm	154 lm/W	240XX.16BA.9CT.FI	241XX.16BA.9CT.FI
1970 mm	35,8 W	5515 lm	3726 lm	154 lm/W	240XX.19BA.9CT.FI	241XX.19BA.9CT.FI
2250 mm	40,9 W	6302 lm	4222 lm	154 lm/W	240XX.22BA.9CT.FI	241XX.22BA.9CT.FI
2530 mm	46,0 W	7090 lm	4790 lm	154 lm/W	240XX.25BA.9CT.FI	241XX.25BA.9CT.FI
2810 mm	51,1 W	7878 lm	5323 lm	154 lm/W	240XX.28BA.9CT.FI	241XX.28BA.9CT.FI
3090 mm	56,2 W	8666 lm	5855 lm	154 lm/W	240XX.30BA.9CT.FI	241XX.30BA.9CT.FI
3370 mm	61,3 W	9454 lm	6387 lm	154 lm/W	240XX.33BA.9CT.FI	241XX.33BA.9CT.FI



1m	Ø 2,14m	834 lx
2m	Ø 4,28m	208 lx
3m	Ø 7,82m	93 lx
4m	Ø 9,76m	52 lx
5m	Ø 12,2m	33 lx

**Note**

Full photometrics available online.  
Fotometrias completas disponíveis online.  
Photométries complètes disponibles en ligne.

\*Lumen details for 4000K OPAL / \*Detalhes de lumen para 4000K OPALINO / \*Détails de lumen pour 4000K OPALE

**Select your preferred option**

Selecione a sua opção preferida  
Sélectionnez votre option préférée

CONTROL TYPE	XX	BEAM ANGLE	BA	COR. COL. TEMP	CT	FINISHING	FI
ON/OFF	NF	Opal 90°	09	3000K	30	<input type="checkbox"/> Textured White	TW
DALI PUSH DIM	DA	Prismatic 80°	P8	4000K	40	<input checked="" type="checkbox"/> Textured Black	TB
						<input type="checkbox"/> Anodized Aluminium	AL



**ORIS Slim Pro - Lens 30° (L3) - CRI>90**

Product Table / Tabela de produtos / Tableau des produits

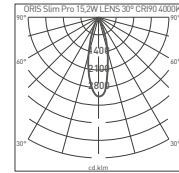

LENGTH	POWER	LED LUMENS	LUMINAIRE LM	EFFICACY	SUSPENDED	SURFACE
570 mm	7,6 W	1097 lm	1006 lm	145 lm/W	242XX.05L3.9CT.FI	243XX.05L3.9CT.FI
850 mm	11,4 W	1645 lm	1507 lm	145 lm/W	242XX.08L3.9CT.FI	243XX.08L3.9CT.FI
1130 mm	15,2 W	2194 lm	2010 lm	145 lm/W	242XX.11L3.9CT.FI	243XX.11L3.9CT.FI
1410 mm	19,0 W	2742 lm	2512 lm	145 lm/W	242XX.14L3.9CT.FI	243XX.14L3.9CT.FI
1690 mm	22,8 W	3290 lm	3015 lm	145 lm/W	242XX.16L3.9CT.FI	243XX.16L3.9CT.FI
1970 mm	26,6 W	3839 lm	3517 lm	145 lm/W	242XX.19L3.9CT.FI	243XX.19L3.9CT.FI
2250 mm	30,4 W	4387 lm	4020 lm	145 lm/W	242XX.22L3.9CT.FI	243XX.22L3.9CT.FI
2530 mm	34,1 W	4936 lm	4525 lm	145 lm/W	242XX.25L3.9CT.FI	243XX.25L3.9CT.FI
2810 mm	37,9 W	5484 lm	5027 lm	145 lm/W	242XX.28L3.9CT.FI	243XX.28L3.9CT.FI
3090 mm	41,7 W	6032 lm	5527 lm	145 lm/W	242XX.30L3.9CT.FI	243XX.30L3.9CT.FI
3370 mm	45,5 W	6581 lm	6032 lm	145 lm/W	242XX.33L3.9CT.FI	243XX.33L3.9CT.FI

\*Lumen details for 4000K / \*Detalhes de lumen para 4000K / \*Détails de lumen pour 4000K

Select your preferred option

Selecione a sua opção preferida  
Sélectionnez votre option préférée

CONTROL TYPE	XX	COR. COL. TEMP	CT	FINISHING	FI
ON/OFF	NF	3000K	30	<input type="checkbox"/> Textured White	TW
DALI PUSH DIM	DA	4000K	40	<input checked="" type="checkbox"/> Textured Black	TB
				<input type="checkbox"/> Anodized Aluminium	AL



**Note**  
Full photometrics available online.  
Fotometrias completas disponíveis online.  
Photométries complètes disponibles en ligne.



**ORIS Slim Pro - Low Glare Diffuser (U6) - CRI>90**

Product Table / Tabela de produtos / Tableau des produits

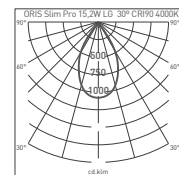

LENGTH	POWER	LED LUMENS	LUMINAIRE LM	EFFICACY	SUSPENDED	SURFACE
570 mm	7,6 W	1097 lm	967 lm	145 lm/W	245XX.05U6.9CT.FI	247XX.05U6.9CT.FI
850 mm	11,4 W	1645 lm	1448 lm	145 lm/W	245XX.08U6.9CT.FI	247XX.08U6.9CT.FI
1130 mm	15,2 W	2194 lm	1931 lm	145 lm/W	245XX.11U6.9CT.FI	247XX.11U6.9CT.FI
1410 mm	19,0 W	2742 lm	2416 lm	145 lm/W	245XX.14U6.9CT.FI	247XX.14U6.9CT.FI
1690 mm	22,8 W	3290 lm	2900 lm	145 lm/W	245XX.16U6.9CT.FI	247XX.16U6.9CT.FI
1970 mm	26,6 W	3839 lm	3380 lm	145 lm/W	245XX.19U6.9CT.FI	247XX.19U6.9CT.FI
2250 mm	30,4 W	4387 lm	3865 lm	145 lm/W	245XX.22U6.9CT.FI	247XX.22U6.9CT.FI
2530 mm	34,1 W	4936 lm	4347 lm	145 lm/W	245XX.25U6.9CT.FI	247XX.25U6.9CT.FI
2810 mm	37,9 W	5484 lm	4829 lm	145 lm/W	245XX.28U6.9CT.FI	247XX.28U6.9CT.FI
3090 mm	41,7 W	6032 lm	5312 lm	145 lm/W	245XX.30U6.9CT.FI	247XX.30U6.9CT.FI
3370 mm	45,5 W	6581 lm	5798 lm	145 lm/W	245XX.33U6.9CT.FI	247XX.33U6.9CT.FI

\*Lumen details for 4000K / \*Detalhes de lumen para 4000K / \*Détails de lumen pour 4000K

Select your preferred option


Selecione a sua opção preferida  
Sélectionnez votre option préférée

CONTROL TYPE	XX	COR. COL. TEMP	CT	FINISHING	FI
ON/OFF	NF	3000K	30	<input type="checkbox"/> Textured White	TW
DALI PUSH DIM	DA	4000K	40	<input checked="" type="checkbox"/> Textured Black	TB
				<input type="checkbox"/> Anodized Aluminium	AL



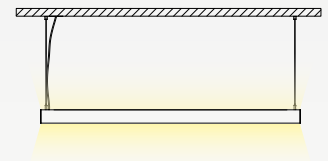


**Note**  
Full photometrics available online.  
Fotometrias completas disponíveis online.  
Photométries complètes disponibles en ligne.





# ORIS SLIM PRO

Linear Led Systems  
DIRECT / INDIRECT LIGHT



EN

With this version of the ORIS SLIM PRO, it is possible to obtain reduced size light lines while spreading simultaneously direct and indirect light (D / I), thus offering greater freedom for those who design the lighting for a space.

PT

Com esta versão do ORIS SLIM PRO, tem a possibilidade de obter as linhas de luz de dimensões reduzidas, referidas para esta gama, com emissão de luz Direta e Indireta em simultâneo (D/I), permitindo maior liberdade a quem projeta a iluminação para um espaço.

FR

Avec cette version du luminaire ORIS SLIM PRO, il est possible d'obtenir les lignes lumineuses de dimension réduite tout en émettant une lumière directe et indirecte de manière simultanée (D / I), offrant ainsi une plus grande liberté pour ceux qui conçoivent l'éclairage pour un espace.



**GENERAL INFO**

Stand Alone Linear light  
Suspended  
Class I  
IP40


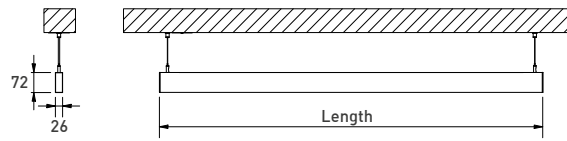
**DIFFUSER TYPE**

Opal / Prismatic / Lens 30° / Low Glare

**LED PCB**

3000K / 4000K  
CRI>90  
Lifetime 50.000h Tp 55°C  
3 Steps MacAdam

**DIMENSIONS (mm)**



**ORIS Slim Pro**  
**OPAL + OPAL Indirect Diffuser - CRI>90**

Product Table / Tabela de produtos / Tableau des produits

LENGTH	POWER	LED LUMENS	LUMINAIRE LM	EFFICACY	SUSPENDED
1130 mm	25,3 W	3970 lm	2683 lm	157 lm/W	244XX.1109.9CT.FI
1410 mm	32,0 W	5031 lm	3400 lm	157 lm/W	244XX.1409.9CT.FI
1690 mm	38,7 W	6092 lm	4116 lm	157 lm/W	244XX.1609.9CT.FI
2250 mm	52,2 W	8213 lm	5513 lm	157 lm/W	244XX.2209.9CT.FI
2810 mm	65,6 W	10335 lm	6983 lm	158 lm/W	244XX.2809.9CT.FI
3370 mm	79,0 W	12457 lm	8416 lm	158 lm/W	244XX.3309.9CT.FI

\*Lumen details for 4000K / \*Detalhes de lumen para 4000K / \*Détails de lumen pour 4000K



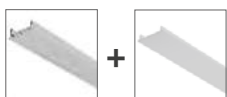
**Note**

Full photometrics available online.  
Fotometrias completas disponíveis online.  
Photométries complètes disponibles en ligne.

**Select your preferred option**

Selecione a sua opção preferida  
Sélectionnez votre option préférée

CONTROL TYPE	XX	BEAM ANGLE	COR. COL. TEMP	CT	FINISHING	FI
ON/OFF	NF	Opal 90°	3000K	30	<input type="checkbox"/> Textured White	TW
DALI PUSH DIM	DA		4000K	40	<input checked="" type="checkbox"/> Textured Black	TB
					<input type="checkbox"/> Anodized Aluminium	AL



**ORIS Slim Pro**  
**PRISMATIC + OPAL Indirect Diffuser - CRI>90**

Product Table / Tabela de produtos / Tableau des produits

LENGTH	POWER	LED LUMENS	LUMINAIRE LM	EFFICACY	SUSPENDED
1130 mm	25,3 W	3970 lm	2150 lm	157 lm/W	244XX.11P8.9CT.FI
1410 mm	32,0 W	5031 lm	2734 lm	157 lm/W	244XX.14P8.9CT.FI
1690 mm	38,7 W	6092 lm	3317 lm	157 lm/W	244XX.16P8.9CT.FI
2250 mm	52,2 W	8213 lm	4458 lm	157 lm/W	244XX.22P8.9CT.FI
2810 mm	65,6 W	10335 lm	5652 lm	158 lm/W	244XX.28P8.9CT.FI
3370 mm	79,0 W	12457 lm	6819 lm	158 lm/W	244XX.33P8.9CT.FI

\*Lumen details for 4000K / \*Detalhes de lumen para 4000K / \*Détails de lumen pour 4000K



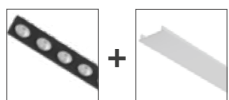
**Note**

Full photometrics available online.  
Fotometrias completas disponíveis online.  
Photométries complètes disponibles en ligne.

**Select your preferred option**

Selecione a sua opção preferida  
Sélectionnez votre option préférée


CONTROL TYPE	XX	BEAM ANGLE	COR. COL. TEMP	CT	FINISHING	FI
ON/OFF	NF	Prismatic 80°	3000K	30	<input type="checkbox"/> Textured White	TW
DALI PUSH DIM	DA		4000K	40	<input checked="" type="checkbox"/> Textured Black	TB
					<input type="checkbox"/> Anodized Aluminium	AL


**ORIS Slim Pro - Lens 30° + OPAL Indirect - CRI>90**

Product Table / Tabela de produtos / Tableau des produits

LENGTH	POWER	LED LUMENS	LUMINAIRE LM	EFFICACY	SUSPENDED
1130 mm	20,0 W	3013 lm	2564 lm	151 lm/W	246XX.11L3.9CT.FI
1410 mm	25,4 W	3834 lm	3250 lm	151 lm/W	246XX.14L3.9CT.FI
1690 mm	30,8 W	4655 lm	3937 lm	151 lm/W	246XX.16L3.9CT.FI
2250 mm	41,6 W	6298 lm	5312 lm	151 lm/W	246XX.22L3.9CT.FI
2810 mm	52,4 W	7941 lm	6687 lm	151 lm/W	246XX.28L3.9CT.FI
3370 mm	63,3 W	9584 lm	8061 lm	151 lm/W	246XX.33L3.9CT.FI

\*Lumen details for 4000K / \*Detalhes de lumen para 4000K / \*Détails de lumen pour 4000K


**Note**

 Full photometrics available online.  
 Fotometrias completas disponíveis online.  
 Photométries complètes disponibles en ligne.

**Select your preferred option**

 Selecione a sua opção preferida  
 Sélectionnez votre option préférée

CONTROL TYPE	XX	BEAM ANGLE		COR. COL. TEMP	CT	FINISHING		FI
ON/OFF	NF	30°	L3	3000K	30	<input type="checkbox"/>	Textured White	TW
DALI PUSH DIM	DA			4000K	40	<input checked="" type="checkbox"/>	Textured Black	TB
						<input type="checkbox"/>	Anodized Aluminium	AL


**ORIS Slim Pro - Low Glare Diffuser + OPAL Indirect - CRI>90**

Product Table / Tabela de produtos / Tableau des produits

LENGTH	POWER	LED LUMENS	LUMINAIRE LM	EFFICACY	SUSPENDED
1130 mm	20,0 W	3013 lm	2484 lm	151 lm/W	246XX.11U6.9CT.FI
1410 mm	25,4 W	3834 lm	3154 lm	151 lm/W	246XX.14U6.9CT.FI
1690 mm	30,8 W	4655 lm	3823 lm	151 lm/W	246XX.16U6.9CT.FI
2250 mm	41,6 W	6298 lm	5156 lm	151 lm/W	246XX.22U6.9CT.FI
2810 mm	52,4 W	7941 lm	6489 lm	151 lm/W	246XX.28U6.9CT.FI
3370 mm	63,3 W	9584 lm	7827 lm	151 lm/W	246XX.33U6.9CT.FI

\*Lumen details for 4000K / \*Detalhes de lumen para 4000K / \*Détails de lumen pour 4000K



**Note**

 Full photometrics available online.  
 Fotometrias completas disponíveis online.  
 Photométries complètes disponibles en ligne.

**Select your preferred option**

 Selecione a sua opção preferida  
 Sélectionnez votre option préférée

CONTROL TYPE	XX	BEAM ANGLE		COR. COL. TEMP	CT	FINISHING		FI
ON/OFF	NF	60°	U6	3000K	30	<input type="checkbox"/>	Textured White	TW
DALI PUSH DIM	DA			4000K	40	<input checked="" type="checkbox"/>	Textured Black	TB
						<input type="checkbox"/>	Anodized Aluminium	AL






# LINEAR LED SYSTEMS

## ORIS SLIM PRO

### DIRECT / INDIRECT LIGHT



#### EN

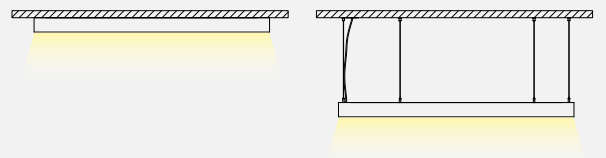
The "Linear System", are personalized light lines tailored to your projects, designed to enrich special places.

With the "Linear System", you can customize your fixture by incorporating in a single line, different types of lighting sources or beam angles, prismatic diffuser or recessed spotlights that offer a particularly low-glare level.

Combine the modules as desired to create your own ideal light line, adjusted to your needs.

Start by selecting the external profile you want (suspended, surface mounted, white, black, etc.) then choose the light engine (colour temperature 3000K or 4000K, opal or prismatic diffuser, low UGR, CRI, ON/OFF regulation, DALI, etc.), then choose the corner options in L, T, X or Y, and finally, the accessories.

At the end, feel the satisfaction of having created your own lighting line!



#### PT

Os "Linear System" são linhas de luz personalizadas, desenhadas para enriquecer locais especiais e à medida dos seus projetos.

Nos "Linear System" pode personalizar as luminárias, incorporando numa única linha de luz, diferentes tipos de iluminação ou ângulos de feixe, difusor prismático ou soluções com spots de luz recuados que permitem um nível de encandeamento particularmente baixo.

Conjuge os nossos "módulos" para criar a linha de luz ideal, ajustada à medida das suas necessidades e preferências.

Comece por seleccionar o perfil externo que pretende (suspenso, saliente, branco, preto...) depois escolha o motor de luz (cor 3000K ou 4000K, difusor opalino, prismático, baixo UGR, CRI, regulação on/off, Dali, ...) de seguida escolha as uniões de canto em L, T, X ou Y... e por fim, os acessórios.

No fim sinta o resultado "Esta é a MINHA linha de luz".



FR

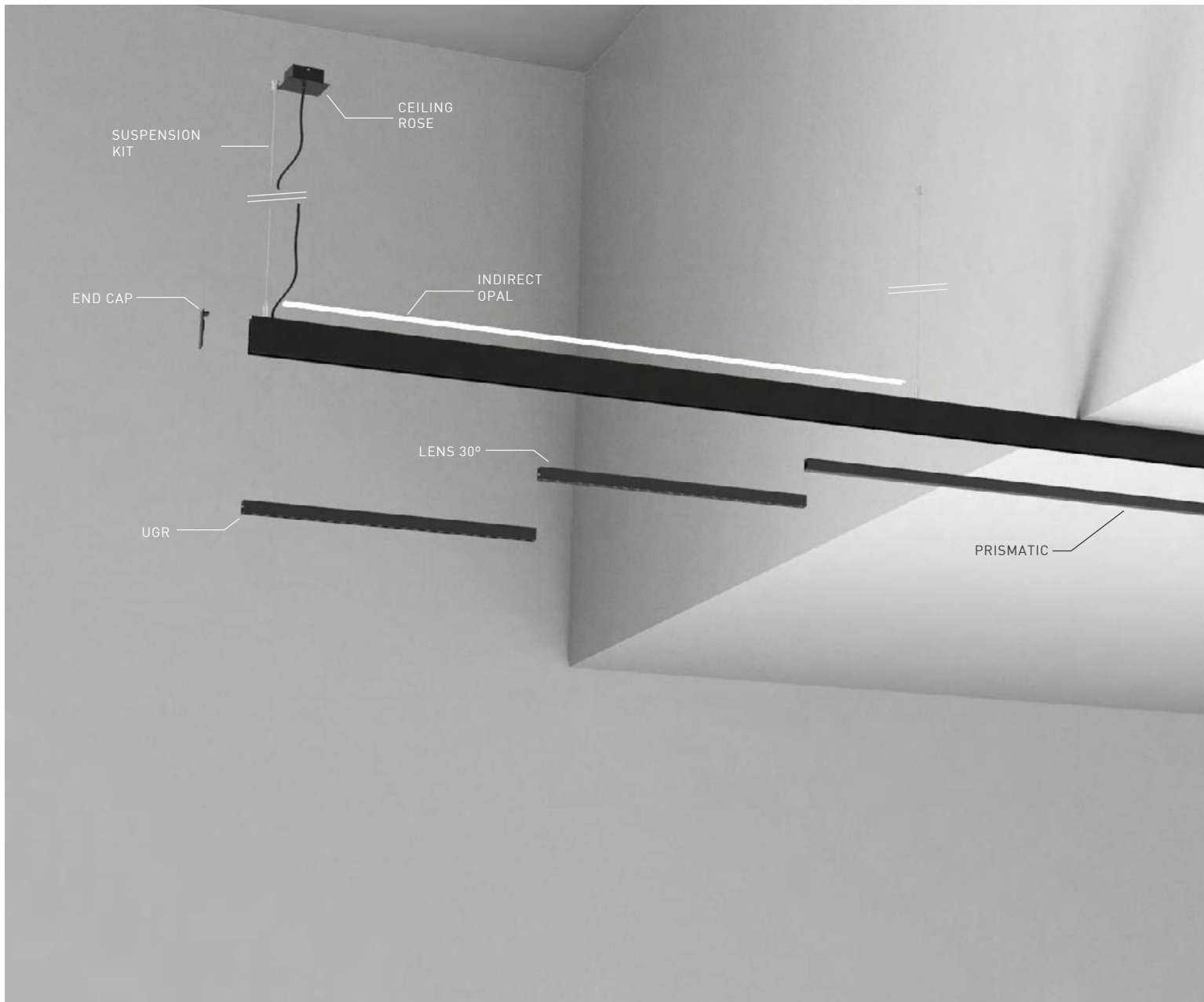
Les systèmes linéaires, ou « Linear System », sont un système de lignes lumineuses personnalisées, conçues pour s'adapter à vos projets et pour enrichir des espaces particuliers.

Avec le "Linear System", vous pouvez personnaliser votre luminaire en incorporant dans une même ligne, différents types d'éclairage ou d'angles de faisceau, un diffuseur prismatique ou des mini spots encastrés, qui offrent un niveau d'éblouissement particulièrement faible.

Combinez à souhait les modules afin de créer votre propre ligne lumineuse, adaptée à vos besoins.

Commencez par sélectionner le profil extérieur que vous souhaitez (suspendu, en saillie, blanc, noir, etc.) puis choisissez le module d'éclairage (température de couleur 3000K ou 4000K, diffuseur opale ou prismatique, UGR bas, CRI, régulation ON/OFF, DALI, etc.), ensuite, choisissez les options d'angle en L, T, X ou Y, et enfin, les accessoires.

À la fin, ressentez la satisfaction d'avoir créé votre propre ligne de lumière!



## ORDER BUILD

Configurador de encomenda / Configurateur de commande

Choose External Profile  
Escolha o Perfil Externo  
Choisissez le Profil Externe

1



SUSPENDED  
SUSPENSO  
SUSPENDU



SURFACE  
SUPERFÍCIE  
EN SAILLIE

Choose the LED Module and Diffuser / Optics  
Escolha o Módulo de LED e o Difusor / Ópticos  
Choisissez le Module de LED et le Diffuseur / Optiques

2

2.1 Direct Light - CRI90



ON/OFF  
ON/OFF  
ON/OFF



DALI  
DALI  
DALI

2.2 Indirect Light - CRI90



ON/OFF  
ON/OFF  
ON/OFF



DALI  
DALI  
DALI





Choose Corner Joint  
 Escolha Uniões de Canto  
 Choisissez le Jonction d' Angle

Choose Accessories  
 Escolha os Acessórios  
 Choisissez les Accessoires

3

4



**L - CORNER JOINT**  
 UNIÃO DE CANTO  
 JONCTION D' ANGLE



**T- CORNER JOINT**  
 UNIÃO DE CANTO  
 JONCTION D' ANGLE



**BLIND COVER**  
 TAMPA CEGA  
 CACHE AVEUGLE



**POWER CABLES**  
 CABOS DE ALIMENTAÇÃO  
 CÂBLES D'ALIMENTATION



**SUSPENSION KITS**  
 KITS DE SUSPENSÃO  
 KITS DE SUSPENSION



**CASAMBI**  
 CASAMBI  
 CASAMBI




**END CAPS**  
 TOPOS  
 EMBOUTS



**DIFFUSER NON LIGHTED**  
 DIFUSOR NÃO ILUMINADO  
 DIFFUSEUR NON ÉCLAIRÉ



**CEILING ROSE**  
 FLORÃO DE TETO  
 COUPE DE PLAFOND






## 1 External Profile

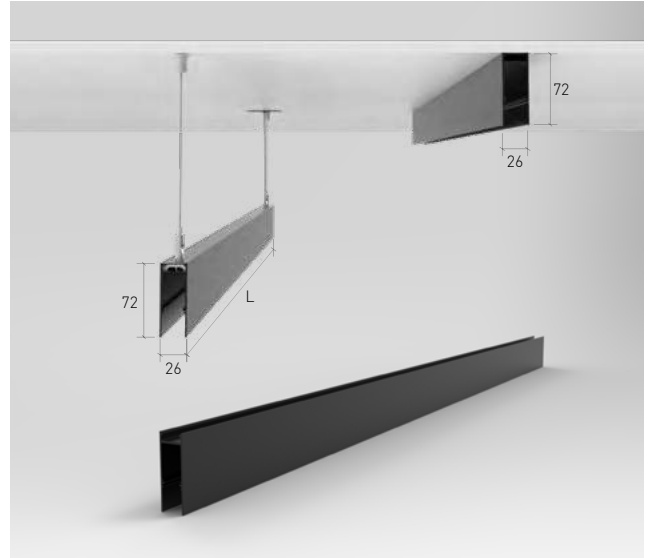
Perfil Externo / Profil Externe

LENGTH	SUSPENDED/SURFACE
570	2600570.FI
850	2600850.FI
1130	2601130.FI
1410	2601410.FI
1690	2601690.FI
1970	2601970.FI
2250	2602250.FI
2530	2602530.FI
2810	2602810.FI

### Select your preferred option

Selecione a sua opção preferida  
Sélectionnez votre option préférée

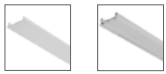
FINISHING	FI
 Textured White	TW
 Textured Black	TB
 Anodized Aluminium	AL



## 2 LED Module and Diffuser / Optics

Módulo de LED e Difusor - Ópticos / Module de LED et Diffuseur - Optiques

### 2.1 Direct Light - CRI90



### Led Module with OPAL / PRISMATIC Diffuser (09/P8) - CRI>90

Product Table / Tabela de produtos / Tableau des produits

CONTROL TYPE	LENGTH	POWER	CCT	LED LUMENS	LUMINAIRE LM	EFFICACY	ORDER CODE
NF, DA	2 x 290 mm **	10,2 W	3000K	1498 lm	1011 lm	147 lm/W	263XX.02BA.930
			4000K	1576 lm	1064 lm	154 lm/W	263XX.02BA.940
	570 mm	10,2 W	3000K	1498 lm	1011 lm	147 lm/W	263XX.05BA.930
			4000K	1576 lm	1064 lm	154 lm/W	263XX.05BA.940
	850 mm	15,3 W	3000K	2246 lm	1518 lm	147 lm/W	263XX.08BA.930
			4000K	2363 lm	1597 lm	154 lm/W	263XX.08BA.940
	1130 mm	20,4 W	3000K	2995 lm	2024 lm	147 lm/W	263XX.11BA.930
			4000K	3151 lm	2129 lm	154 lm/W	263XX.11BA.940
	1410 mm	25,5 W	3000K	3744 lm	2530 lm	147 lm/W	263XX.14BA.930
			4000K	3939 lm	2662 lm	154 lm/W	263XX.14BA.940

\*Lumen details for 4000K OPAL / \*Detalhes de lumen para 4000K OPALINO / \*Détails de lumen pour 4000K OPALE

### Select your preferred option

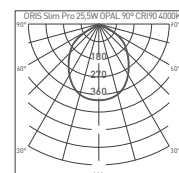
Selecione a sua opção preferida  
Sélectionnez votre option préférée

CONTROL TYPE	XX	BEAM ANGLE	BA
ON/OFF	NF	Opal 90°	09
DALI PUSH DIM	DA	Prismatic 80°	P8

\*\*Modules to be applied in same fixture up to 1410mm

\*\* Módulos a serem aplicados na mesma luminária até 1410 mm

\*\* Modules à appliquer dans le même luminaire jusqu'à 1410 mm



### Note

Full photometrics available online.  
Fotometrias completas disponíveis online.  
Photométries complètes disponibles en ligne.



### Led Module with Lens 30° (L3) - CRI>90

Product Table / Tabela de produtos / Tableau des produits

CONTROL TYPE	LENGTH	POWER	CCT	LED LUMENS	LUMINAIRE LM	EFFICACY	ORDER CODE
NF, DA	2 x 290 mm **	7,6 W	3000K	1044 lm	957 lm	138 lm/W	264XX.02L3.930.BL
			4000K	1097 lm	1006 lm	145 lm/W	264XX.02L3.940.BL
	570 mm	7,6 W	3000K	1044 lm	957 lm	138 lm/W	264XX.05L3.930.BL
			4000K	1097 lm	1006 lm	145 lm/W	264XX.05L3.940.BL
	850 mm	11,4 W	3000K	1566 lm	1435 lm	138 lm/W	264XX.08L3.930.BL
			4000K	1645 lm	1507 lm	145 lm/W	264XX.08L3.940.BL
	1130 mm	15,2 W	3000K	2088 lm	1913 lm	138 lm/W	264XX.11L3.930.BL
			4000K	2194 lm	2010 lm	145 lm/W	264XX.11L3.940.BL
	1410 mm	19,0 W	3000K	2610 lm	2391 lm	138 lm/W	264XX.14L3.930.BL
			4000K	2742 lm	2512 lm	145 lm/W	264XX.14L3.940.BL

\*Lumen details for 4000K / \*Detalhes de lumen para 4000K / \*Détails de lumen pour 4000K

#### Select your preferred option

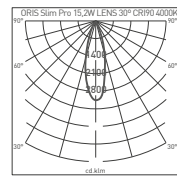

Selecione a sua opção preferida  
Sélectionnez votre option préférée

CONTROL TYPE	XX	BEAM ANGLE	
ON/OFF	NF	30°	L3
DALI PUSH DIM	DA		

\*\*Modules to be applied in same fixture up to 1410mm

\*\* Módulos a serem aplicados na mesma luminária até 1410 mm

\*\* Modules à appliquer dans le même luminaire jusqu'à 1410 mm



#### Note

Full photometrics available online.  
Fotometrias completas disponíveis online.  
Photométries complètes disponibles en ligne.



### Led Module with Low Glare Diffuser (U6) - CRI>90

Product Table / Tabela de produtos / Tableau des produits

CONTROL TYPE	LENGTH	POWER	CCT	LED LUMENS	LUMINAIRE LM	EFFICACY	ORDER CODE
NF, DA	2 x 290 mm **	7,6 W	3000K	1044 lm	920 lm	138 lm/W	267XX.02U6.930.BL
			4000K	1097 lm	967 lm	145 lm/W	267XX.02U6.940.BL
	570 mm	7,6 W	3000K	1044 lm	920 lm	138 lm/W	267XX.05U6.930.BL
			4000K	1097 lm	967 lm	145 lm/W	267XX.05U6.940.BL
	850 mm	11,4 W	3000K	1566 lm	1379 lm	138 lm/W	267XX.08U6.930.BL
			4000K	1645 lm	1448 lm	145 lm/W	267XX.08U6.940.BL
	1130 mm	15,2 W	3000K	2088 lm	1838 lm	138 lm/W	267XX.11U6.930.BL
			4000K	2194 lm	1931 lm	145 lm/W	267XX.11U6.940.BL
	1410 mm	19,0 W	3000K	2610 lm	2300 lm	138 lm/W	267XX.14U6.930.BL
			4000K	2742 lm	2416 lm	145 lm/W	267XX.14U6.940.BL

\*Lumen details for 4000K / \*Detalhes de lumen para 4000K / \*Détails de lumen pour 4000K

#### Select your preferred option

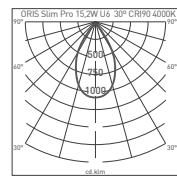

Selecione a sua opção preferida  
Sélectionnez votre option préférée

CONTROL TYPE	XX	BEAM ANGLE	
ON/OFF	NF	60°	U6
DALI PUSH DIM	DA		

\*\*Modules to be applied in same fixture up to 1410mm

\*\* Módulos a serem aplicados na mesma luminária até 1410 mm

\*\* Modules à appliquer dans le même luminaire jusqu'à 1410 mm



#### Note

Full photometrics available online.  
Fotometrias completas disponíveis online.  
Photométries complètes disponibles en ligne.




## 2.2 Indirect Light - CRI90



### Led Module with INDIRECT OPAL Diffuser (09) - CRI>90

Product Table / Tabela de produtos / Tableau des produits

CONTROL TYPE	LENGTH	POWER	CCT	LED LUMENS	LUMINAIRE LM	EFFICACY	ORDER CODE
NF, DA	850 mm	4,8 W	3000K	780 lm	527 lm	161 lm/W	265XX.0809.930
			4000K	819 lm	553 lm	169 lm/W	265XX.0809.940
	1130 mm	6,4 W	3000K	1040 lm	703 lm	161 lm/W	265XX.1109.930
			4000K	1092 lm	738 lm	169 lm/W	265XX.1109.940
	1410 mm	8,1 W	3000K	1300 lm	879 lm	161 lm/W	265XX.1409.930
			4000K	1365 lm	922 lm	169 lm/W	265XX.1409.940



#### Note

Full photometrics available online.  
Fotometrias completas disponíveis online.  
Photométries complètes disponibles en ligne.

#### Select your preferred option

Selecione a sua opção preferida  
Sélectionnez votre option préférée

CONTROL TYPE	XX
ON/OFF	NF
DALI PUSH DIM	DA

## 3 CORNER JOINT

União De Canto / Jonction d'Angle



### CORNER JOINT


Product Table / Tabela de produtos / Tableau des produits

CORNER	SUSPENDED / SURFACE
L - Corner joint with blind cover	80303024.FI
T - Corner joint with blind cover	80303025.FI

#### Select your preferred option


Selecione a sua opção preferida  
Sélectionnez votre option préférée

FINISHING	FI
<input type="checkbox"/> Textured White	TW
<input checked="" type="checkbox"/> Textured Black	TB
<input type="checkbox"/> Anodized Aluminium	AL



## 4 ACCESSORIES

Acessórios / Accessoires



ACCESSORY	LENGTH	ORDER CODE
Blind Cover	290 mm	2660290.FI
	570 mm	2660570.FI
	850 mm	2660850.FI
	1130 mm	2661130.FI

#### Select your preferred option

Selecione a sua opção preferida  
Sélectionnez votre option préférée

FINISHING	FI
<input type="checkbox"/> Textured White	TW
<input checked="" type="checkbox"/> Textured Black	TB




ACCESSORY	LENGTH	ORDER CODE
Diffuser Cover	850 mm	2610850.DF
	1130 mm	2611130.DF
	1410 mm	2611410.DF

Select your preferred option

Selecione a sua opção preferida  
Sélectionnez votre option préférée

DIFFUSER	DF
Opal 90°	O9
Prismatic 80°	P8



ACCESSORY	SUSPENDED/SURFACE
End Cap	80303022.FI

Select your preferred option

Selecione a sua opção preferida  
Sélectionnez votre option préférée

FINISHING	FI
<input type="checkbox"/> Textured White	TW
<input type="checkbox"/> Textured Black	TB
<input type="checkbox"/> Anodized Aluminium	AL



ACCESSORY	SUSPENDED/SURFACE
Linear Joint	80303023.FI

Select your preferred option

Selecione a sua opção preferida  
Sélectionnez votre option préférée

FINISHING	FI
<input type="checkbox"/> White Coated	WH
<input type="checkbox"/> Black Coated	BL
<input type="checkbox"/> Anodized Aluminium	AL



ACCESSORY	CABLE	TYPE	ON/OFF
Power Cable	3x0,75 mm	1,5 m	80303001
		3 m	80303002
		5 m	80303003
	5x0,75 mm	1,5 m	80303004
		3 m	80303005
		5 m	80303006



ACCESSORY	CABLE	ORDER CODE
Suspension Kit	1,5 m	80303017.SL
	3 m	80303018.SL
	5 m	80303019.SL



ACCESSORY	TYPE	DIMENSIONS	RECESSED	SURFACE
Ceiling Rose	Square	80x80x16mm	80303020.FI	---
	Square	80x80x30mm	---	80303021.FI

Select your preferred option

Selecione a sua opção preferida  
Sélectionnez votre option préférée

FINISHING	FI
<input type="checkbox"/> Textured White	TW
<input type="checkbox"/> Textured Black	TB
<input type="checkbox"/> Textured Silver	TS

Communication Interface / Interface de Comunicação / Interface de Communication



ACCESSORY	DIM CONTROL
Casambi DALI Interface *	8030-2590

\* Only available with DALI Luminaires / DALI info. on pag. 15

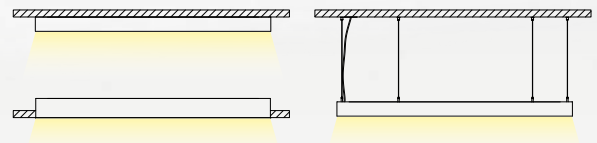
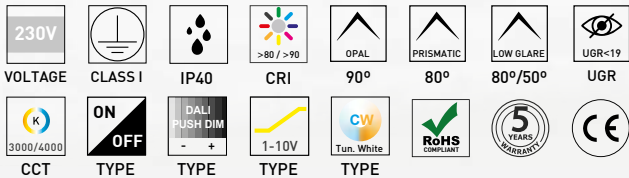
\* Disponível apenas com luminárias DALI / DALI info. na pág. 15

\* Uniquement disponible avec les luminaires DALI / DALI info. en pag. 15

# ORIS 50mm

## Linear Led Systems

### DIRECT LIGHT



#### EN

A space only reveals its true charm with the right lighting. Being aware of this reality, Brilumen introduced new options in its collection of LED profiles, namely the ORIS 50mm, which became the profile with more options available.

With Oris 50mm, it's possible to mount light lines up to 5.90 meters without joining, in suspended, recessed or surface mounted versions, with or without trims, with opal or prismatic diffuser, low-glare lenses, and choose between textured white or black colour or anodized aluminium finishing.

One of the novelties in the ORIS 50mm are the standard options of corners, "L", "T", "X" and "Y", which may be composed of a light module or a blind cover.

#### PT

Um espaço só revela o seu verdadeiro encanto com a iluminação correta. Tendo consciência desta realidade, a Brilumen introduziu novas opções na sua coleção de perfis em LED, nomeadamente no ORIS 50mm, que se tornou no perfil com mais opções disponíveis.

Com o ORIS 50mm, é possível obter linhas de luz de até 5,90 metros sem emendas, nas versões de suspensão, saliente e de encastrar, com ou sem abas (Trimless), difusor opalino ou prismático, lentes low glare e optar pelo acabamento em branco e preto texturado ou alumínio anodizado.

Uma das novidades no ORIS 50mm são as opções standard de cantos, "L", "T", "X" e "Y", que poderão ter módulo de luz ou tampa cega.

#### FR

Un espace révèle son véritable charme uniquement avec l'éclairage adapté. Conscient de cette réalité, Brilumen introduit de nouvelles options dans sa collection de profils LED, à savoir l'ORIS 50mm, qui devient le profil avec le plus d'options disponibles.

Avec le profil Oris 50mm, il est possible d'installer des lignes lumineuses jusqu'à 5,90 mètres sans élément de jointure, en versions suspendu, encastré ou en saillie, avec ou sans rebords (Trimless), avec options de diffuseur opale ou prismatique, de lentilles à faible éblouissement, et d'opter entre les finitions blanc ou noir texturé, ou aluminium anodisé.

L'une des nouveautés que présente l'ORIS 50mm sont les options de jonctions en forme de «L», «T», «X» et «Y», qui peuvent être agrémentés d'un module d'éclairage ou d'un cache aveugle.



**GENERAL INFO**

Stand Alone Linear light  
Suspended / Surface / Recessed / Trimless  
Class I  
IP40

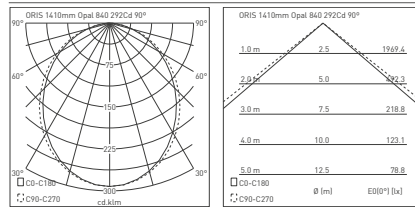
**DIFFUSER TYPE**

Opal

**LED PCB**


3000K / 4000K  
CRI>80  
Lifetime 72.000h Tp 55°C  
3 Steps MacAdam

**OPTICAL**



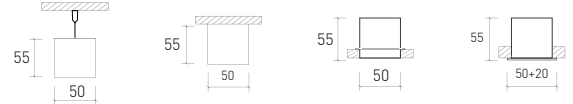
**Note**

Full photometrics available online.  
Fotometrias completas disponíveis online.  
Photométries complètes disponibles en ligne.



**ORIS 50mm - OPAL - CRI>80**

Product Table / Tabela de produtos / Tableau des produits



LENGTH	POWER	LED LUMENS	LUMINAIRE LM	EFFICACY	SUSPENDED	SURFACE	RECESSED	TRIMLESS
850 mm	24 W	4040 lm	2926 lm	169 lm/W	142XX.0809.8CT.FI	140XX.0809.8CT.FI	141XX.0809.8CT.FI	172XX.0809.8CT.FI
1130 mm	32 W	5400 lm	3994 lm	169 lm/W	142XX.1109.8CT.FI	140XX.1109.8CT.FI	141XX.1109.8CT.FI	172XX.1109.8CT.FI
1410 mm	40 W	6740 lm	4977 lm	169 lm/W	142XX.1409.8CT.FI	140XX.1409.8CT.FI	141XX.1409.8CT.FI	172XX.1409.8CT.FI
1690 mm	48 W	8100 lm	5939 lm	169 lm/W	142XX.1609.8CT.FI	140XX.1609.8CT.FI	141XX.1609.8CT.FI	172XX.1609.8CT.FI
1970 mm	56 W	9440 lm	6920 lm	169 lm/W	142XX.1909.8CT.FI	140XX.1909.8CT.FI	141XX.1909.8CT.FI	172XX.1909.8CT.FI
2250 mm	64 W	10800 lm	7988 lm	169 lm/W	142XX.2209.8CT.FI	140XX.2209.8CT.FI	141XX.2209.8CT.FI	172XX.2209.8CT.FI
2530 mm	72 W	12140 lm	8971 lm	169 lm/W	142XX.2509.8CT.FI	140XX.2509.8CT.FI	141XX.2509.8CT.FI	172XX.2509.8CT.FI
2810 mm	80 W	13480 lm	9954 lm	169 lm/W	142XX.2809.8CT.FI	140XX.2809.8CT.FI	141XX.2809.8CT.FI	172XX.2809.8CT.FI
3090 mm	88 W	14840 lm	10916 lm	169 lm/W	142XX.3009.8CT.FI	140XX.3009.8CT.FI	141XX.3009.8CT.FI	172XX.3009.8CT.FI
3370 mm	96 W	16200 lm	11878 lm	169 lm/W	142XX.3309.8CT.FI	140XX.3309.8CT.FI	141XX.3309.8CT.FI	172XX.3309.8CT.FI
3930 mm	112 W	18880 lm	13948 lm	169 lm/W	142XX.3909.8CT.FI	140XX.3909.8CT.FI	141XX.3909.8CT.FI	172XX.3909.8CT.FI
4490 mm	128 W	21580 lm	15893 lm	169 lm/W	142XX.4409.8CT.FI	140XX.4409.8CT.FI	141XX.4409.8CT.FI	172XX.4409.8CT.FI
5050 mm	144 W	24300 lm	17817 lm	169 lm/W	142XX.5009.8CT.FI	140XX.5009.8CT.FI	141XX.5009.8CT.FI	172XX.5009.8CT.FI

\*Lumen details for 4000K / \*Detalhes de lumen para 4000K / \*Détails de lumen pour 4000K

**Select your preferred option**

Selecione a sua opção preferida  
Sélectionnez votre option préférée

CONTROL TYPE	XX	COR. COL. TEMP	CT	FINISHING	FI
ON/OFF	NF	3000K	30	<input type="checkbox"/> Textured White	TW
DALI PUSH DIM	DA	4000K	40	<input checked="" type="checkbox"/> Textured Black	TB
1-10V	1V			<input type="checkbox"/> Anodized Aluminium	AL



**ORIS 50mm - OPAL - CRI>90**

Product Table / Tabela de produtos / Tableau des produits

**LED PCB**  
CRI >90  
3 Steps MacAdam  
Lifetime 72.000h Tp 55°C

LENGTH	POWER	LED LUMENS	LUMINAIRE LM	EFFICACY	SUSPENDED	SURFACE	RECESSED	TRIMLESS
850 mm	23,4 W	3790 lm	2745 lm	162 lm/W	175XX.0809.9CT.FI	173XX.0809.9CT.FI	174XX.0809.9CT.FI	176XX.0809.9CT.FI
1130 mm	31,2 W	5040 lm	3728 lm	162 lm/W	175XX.1109.9CT.FI	173XX.1109.9CT.FI	174XX.1109.9CT.FI	176XX.1109.9CT.FI
1410 mm	39,0 W	6310 lm	4660 lm	162 lm/W	175XX.1409.9CT.FI	173XX.1409.9CT.FI	174XX.1409.9CT.FI	176XX.1409.9CT.FI
1690 mm	46,8 W	7560 lm	5543 lm	162 lm/W	175XX.1609.9CT.FI	173XX.1609.9CT.FI	174XX.1609.9CT.FI	176XX.1609.9CT.FI
1970 mm	54,6 W	8830 lm	6473 lm	162 lm/W	175XX.1909.9CT.FI	173XX.1909.9CT.FI	174XX.1909.9CT.FI	176XX.1909.9CT.FI
2250 mm	62,4 W	10080 lm	7456 lm	162 lm/W	175XX.2209.9CT.FI	173XX.2209.9CT.FI	174XX.2209.9CT.FI	176XX.2209.9CT.FI
2530 mm	70,2 W	11350 lm	8388 lm	162 lm/W	175XX.2509.9CT.FI	173XX.2509.9CT.FI	174XX.2509.9CT.FI	176XX.2509.9CT.FI
2810 mm	78,0 W	12620 lm	9320 lm	162 lm/W	175XX.2809.9CT.FI	173XX.2809.9CT.FI	174XX.2809.9CT.FI	176XX.2809.9CT.FI
3090 mm	85,8 W	13870 lm	10203 lm	162 lm/W	175XX.3009.9CT.FI	173XX.3009.9CT.FI	174XX.3009.9CT.FI	176XX.3009.9CT.FI
3370 mm	93,6 W	15120 lm	11086 lm	162 lm/W	175XX.3309.9CT.FI	173XX.3309.9CT.FI	174XX.3309.9CT.FI	176XX.3309.9CT.FI
3930 mm	109,2 W	17660 lm	13048 lm	162 lm/W	175XX.3909.9CT.FI	173XX.3909.9CT.FI	174XX.3909.9CT.FI	176XX.3909.9CT.FI
4490 mm	124,8 W	20180 lm	14863 lm	162 lm/W	175XX.4409.9CT.FI	173XX.4409.9CT.FI	174XX.4409.9CT.FI	176XX.4409.9CT.FI
5050 mm	140,4 W	22680 lm	16629 lm	162 lm/W	175XX.5009.9CT.FI	173XX.5009.9CT.FI	174XX.5009.9CT.FI	176XX.5009.9CT.FI

\*Lumen details for 4000K / \*Detalhes de lumen para 4000K / \*Détails de lumen pour 4000K

**Select your preferred option**

Selecione a sua opção preferida  
Sélectionnez votre option préférée

CONTROL TYPE	XX	COR. COL. TEMP	CT	FINISHING	FI
ON/OFF	NF	3000K	30	<input type="checkbox"/> Textured White	TW
DALI PUSH DIM	DA	4000K	40	<input checked="" type="checkbox"/> Textured Black	TB
1-10V	1V			<input type="checkbox"/> Anodized Aluminium	AL

**GENERAL INFO**

Stand Alone Linear light  
Suspended / Surface / Recessed / Trimless  
Class I  
IP40

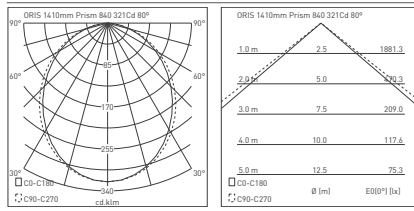
**DIFFUSER TYPE**

Prismatic

**LED PCB**


3000K / 4000K  
CRI>80  
Lifetime 72.000h Tp 55°C  
3 Steps MacAdam

**OPTICAL**



**Note**

Full photometrics available online.  
Fotometrias completas disponíveis online.  
Photométries complètes disponibles en ligne.



**ORIS 50mm - PRISMATIC - CRI>80**

Product Table / Tabela de produtos / Tableau des produits

LENGTH	POWER	LED LUMENS	LUMINAIRE LM	EFFICACY	SUSPENDED	SURFACE	RECESSED	TRIMLESS
850 mm	20,3 W	3510 lm	2802 lm	173 lm/W	142XX.08P8.8CT.FI	140XX.08P8.8CT.FI	141XX.08P8.8CT.FI	172XX.08P8.8CT.FI
1130 mm	27,0 W	4680 lm	3765 lm	174 lm/W	142XX.11P8.8CT.FI	140XX.11P8.8CT.FI	141XX.11P8.8CT.FI	172XX.11P8.8CT.FI
1410 mm	33,8 W	5850 lm	4755 lm	174 lm/W	142XX.14P8.8CT.FI	140XX.14P8.8CT.FI	141XX.14P8.8CT.FI	172XX.14P8.8CT.FI
1690 mm	40,5 W	7020 lm	5669 lm	174 lm/W	142XX.16P8.8CT.FI	140XX.16P8.8CT.FI	141XX.16P8.8CT.FI	172XX.16P8.8CT.FI
1970 mm	47,3 W	8190 lm	6567 lm	174 lm/W	142XX.19P8.8CT.FI	140XX.19P8.8CT.FI	141XX.19P8.8CT.FI	172XX.19P8.8CT.FI
2250 mm	54,0 W	9360 lm	7530 lm	174 lm/W	142XX.22P8.8CT.FI	140XX.22P8.8CT.FI	141XX.22P8.8CT.FI	172XX.22P8.8CT.FI
2530 mm	60,8 W	10530 lm	8520 lm	174 lm/W	142XX.25P8.8CT.FI	140XX.25P8.8CT.FI	141XX.25P8.8CT.FI	172XX.25P8.8CT.FI
2810 mm	67,6 W	11700 lm	9510 lm	174 lm/W	142XX.28P8.8CT.FI	140XX.28P8.8CT.FI	141XX.28P8.8CT.FI	172XX.28P8.8CT.FI
3090 mm	74,3 W	12870 lm	10424 lm	174 lm/W	142XX.30P8.8CT.FI	140XX.30P8.8CT.FI	141XX.30P8.8CT.FI	172XX.30P8.8CT.FI
3370 mm	81,0 W	14040 lm	11338 lm	174 lm/W	142XX.33P8.8CT.FI	140XX.33P8.8CT.FI	141XX.33P8.8CT.FI	172XX.33P8.8CT.FI
3930 mm	94,6 W	16380 lm	13275 lm	174 lm/W	142XX.39P8.8CT.FI	140XX.39P8.8CT.FI	141XX.39P8.8CT.FI	172XX.39P8.8CT.FI
4490 mm	108,1 W	18720 lm	15179 lm	174 lm/W	142XX.44P8.8CT.FI	140XX.44P8.8CT.FI	141XX.44P8.8CT.FI	172XX.44P8.8CT.FI
5050 mm	121,5 W	21060 lm	17007 lm	174 lm/W	142XX.50P8.8CT.FI	140XX.50P8.8CT.FI	141XX.50P8.8CT.FI	172XX.50P8.8CT.FI

\*Lumen details for 4000K / \*Detalhes de lumen para 4000K / \*Détails de lumen pour 4000K

**Select your preferred option**

Selecione a sua opção preferida  
Sélectionnez votre option préférée

CONTROL TYPE	XX	COR. COL. TEMP	CT	FINISHING	FI
ON/OFF	NF	3000K	30	<input type="checkbox"/> Textured White	TW
DALI PUSH DIM	DA	4000K	40	<input checked="" type="checkbox"/> Textured Black	TB
1-10V	1V			<input type="checkbox"/> Anodized Aluminium	AL



**ORIS 50mm - PRISMATIC - CRI>90**

Product Table / Tabela de produtos / Tableau des produits

**LED PCB**

CRI >90  
3 Steps MacAdam  
Lifetime 72.000h Tp 55°C

LENGTH	POWER	LED LUMENS	LUMINAIRE LM	EFFICACY	SUSPENDED	SURFACE	RECESSED	TRIMLESS
850 mm	19,8 W	3260 lm	2603 lm	165 lm/W	175XX.08P8.9CT.FI	173XX.08P8.9CT.FI	174XX.08P8.9CT.FI	176XX.08P8.9CT.FI
1130 mm	26,4 W	4340 lm	3491 lm	165 lm/W	175XX.11P8.9CT.FI	173XX.11P8.9CT.FI	174XX.11P8.9CT.FI	176XX.11P8.9CT.FI
1410 mm	33,0 W	5430 lm	4413 lm	165 lm/W	175XX.14P8.9CT.FI	173XX.14P8.9CT.FI	174XX.14P8.9CT.FI	176XX.14P8.9CT.FI
1690 mm	39,6 W	6510 lm	5257 lm	165 lm/W	175XX.16P8.9CT.FI	173XX.16P8.9CT.FI	174XX.16P8.9CT.FI	176XX.16P8.9CT.FI
1970 mm	46,2 W	7600 lm	6094 lm	165 lm/W	175XX.19P8.9CT.FI	173XX.19P8.9CT.FI	174XX.19P8.9CT.FI	176XX.19P8.9CT.FI
2250 mm	52,8 W	8680 lm	6982 lm	165 lm/W	175XX.22P8.9CT.FI	173XX.22P8.9CT.FI	174XX.22P8.9CT.FI	176XX.22P8.9CT.FI
2530 mm	59,4 W	9770 lm	7904 lm	165 lm/W	175XX.25P8.9CT.FI	173XX.25P8.9CT.FI	174XX.25P8.9CT.FI	176XX.25P8.9CT.FI
2810 mm	66,0 W	10860 lm	8826 lm	165 lm/W	175XX.28P8.9CT.FI	173XX.28P8.9CT.FI	174XX.28P8.9CT.FI	176XX.28P8.9CT.FI
3090 mm	72,6 W	11940 lm	9670 lm	165 lm/W	175XX.30P8.9CT.FI	173XX.30P8.9CT.FI	174XX.30P8.9CT.FI	176XX.30P8.9CT.FI
3370 mm	79,2 W	13020 lm	10514 lm	165 lm/W	175XX.33P8.9CT.FI	173XX.33P8.9CT.FI	174XX.33P8.9CT.FI	176XX.33P8.9CT.FI
3930 mm	92,4 W	15200 lm	12317 lm	165 lm/W	175XX.39P8.9CT.FI	173XX.39P8.9CT.FI	174XX.39P8.9CT.FI	176XX.39P8.9CT.FI
4490 mm	105,6 W	17370 lm	14083 lm	165 lm/W	175XX.44P8.9CT.FI	173XX.44P8.9CT.FI	174XX.44P8.9CT.FI	176XX.44P8.9CT.FI
5050 mm	118,8 W	19530 lm	15771 lm	165 lm/W	175XX.50P8.9CT.FI	173XX.50P8.9CT.FI	174XX.50P8.9CT.FI	176XX.50P8.9CT.FI

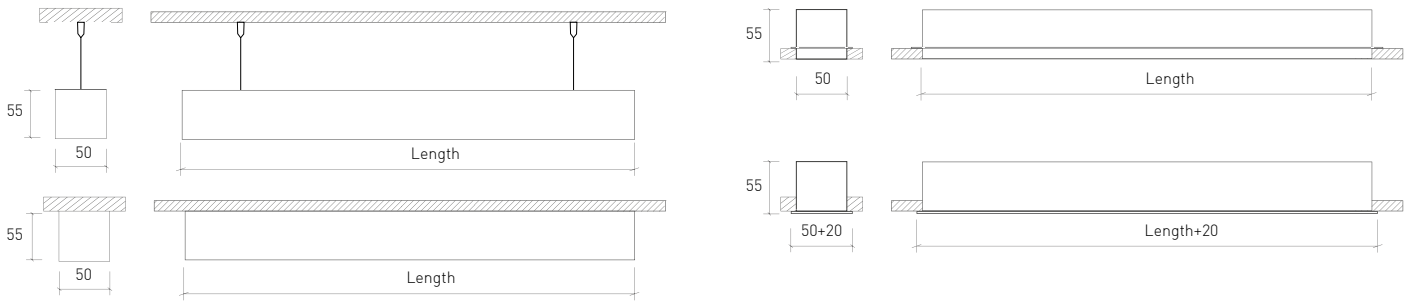
\*Lumen details for 4000K / \*Detalhes de lumen para 4000K / \*Détails de lumen pour 4000K

**Select your preferred option**

Selecione a sua opção preferida  
Sélectionnez votre option préférée

CONTROL TYPE	XX	COR. COL. TEMP	CT	FINISHING	FI
ON/OFF	NF	3000K	30	<input type="checkbox"/> Textured White	TW
DALI PUSH DIM	DA	4000K	40	<input checked="" type="checkbox"/> Textured Black	TB
1-10V	1V			<input type="checkbox"/> Anodized Aluminium	AL

**DIMENSIONS (mm)**



**GENERAL INFO**

Stand Alone Linear light  
Suspended / Surface / Recessed / Trimless  
Class I  
IP40

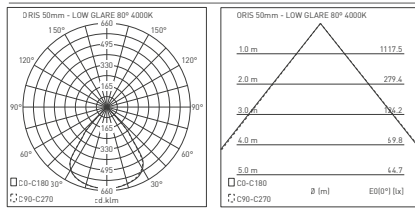
**DIFFUSER TYPE**

Low Glare

**LED PCB**


3000K / 4000K  
CRI>80  
Lifetime 72.000h Tp 55°C  
3 Steps MacAdam

**OPTICAL**



**Note**

Full photometrics available online.  
Fotometrias completas disponíveis online.  
Photométries complètes disponibles en ligne.



**ORIS 50mm - LOW GLARE - CRI>80**

Product Table / Tabela de produtos / Tableau des produits

LENGTH	POWER	LED LUMENS	LUMINAIRE LM	EFFICACY	SUSPENDED	SURFACE	RECESSED	TRIMLESS
850 mm	17,3 W	3405 lm	3235 lm	197 lm/W	212XX.08BA.8CT.FI	210XX.08BA.8CT.FI	211XX.08BA.8CT.FI	213XX.08BA.8CT.FI
1130 mm	23,0 W	4540 lm	4313 lm	197 lm/W	212XX.11BA.8CT.FI	210XX.11BA.8CT.FI	211XX.11BA.8CT.FI	213XX.11BA.8CT.FI
1410 mm	28,8 W	5675 lm	5392 lm	197 lm/W	212XX.14BA.8CT.FI	210XX.14BA.8CT.FI	211XX.14BA.8CT.FI	213XX.14BA.8CT.FI
1690 mm	34,5 W	6810 lm	6470 lm	197 lm/W	212XX.16BA.8CT.FI	210XX.16BA.8CT.FI	211XX.16BA.8CT.FI	213XX.16BA.8CT.FI
1970 mm	40,3 W	7945 lm	7548 lm	197 lm/W	212XX.19BA.8CT.FI	210XX.19BA.8CT.FI	211XX.19BA.8CT.FI	213XX.19BA.8CT.FI
2250 mm	46,0 W	9080 lm	8626 lm	197 lm/W	212XX.22BA.8CT.FI	210XX.22BA.8CT.FI	211XX.22BA.8CT.FI	213XX.22BA.8CT.FI
2530 mm	51,8 W	10215 lm	9705 lm	197 lm/W	212XX.25BA.8CT.FI	210XX.25BA.8CT.FI	211XX.25BA.8CT.FI	213XX.25BA.8CT.FI
2810 mm	57,6 W	11350 lm	10784 lm	197 lm/W	212XX.28BA.8CT.FI	210XX.28BA.8CT.FI	211XX.28BA.8CT.FI	213XX.28BA.8CT.FI
3090 mm	63,3 W	12485 lm	11862 lm	197 lm/W	212XX.30BA.8CT.FI	210XX.30BA.8CT.FI	211XX.30BA.8CT.FI	213XX.30BA.8CT.FI

\*Lumen details for 4000K 80° / \*Detalhes de lumen para 4000K 80° / \*Détails de lumen pour 4000K 80°

**Select your preferred option**

Selecione a sua opção preferida  
Sélectionnez votre option préférée

CONTROL TYPE	XX	BEAM ANGLE	BA	COR. COL. TEMP	CT	FINISHING	FI
ON/OFF	NF	50°	U5	3000K	30	Textured White	TW
DALI PUSH DIM	DA	80°	U8	4000K	40	Textured Black	TB
						Anodized Aluminium	AL



### Tunable White - OPAL, PRISMATIC and LOW GLARE

Tunable White - OPALINO, PRISMÁTICO e LOW GLARE / Tunable White - OPALE, PRISMATIQUE et LOW GLARE



**LED PCB**  
CRI >80  
3 Steps MacAdam  
Lifetime 50.000h Tp 55°C

#### ORIS 50mm - OPAL / PRISMATIC Diffuser (O9/P8) - Tunable White - CRI>80

Product Table / Tabela de produtos / Tableau des produits

LENGTH	POWER	LED LUMENS	LUMINAIRE LM	EFFICACY	SUSPENDED	SURFACE	RECESSED	TRIMLESS
850 mm	19,8 W	3525 lm	2814 lm	179 lm/W	142TW.08BA.82765.FI	140TW.08BA.82765.FI	141TW.08BA.82765.FI	172TW.08BA.82765.FI
1130 mm	26,4 W	4700 lm	3781 lm	179 lm/W	142TW.11BA.82765.FI	140TW.11BA.82765.FI	141TW.11BA.82765.FI	172TW.11BA.82765.FI
1410 mm	33 W	5875 lm	4775 lm	179 lm/W	142TW.14BA.82765.FI	140TW.14BA.82765.FI	141TW.14BA.82765.FI	172TW.14BA.82765.FI
1690 mm	39,6 W	7050 lm	5693 lm	179 lm/W	142TW.16BA.82765.FI	140TW.16BA.82765.FI	141TW.16BA.82765.FI	172TW.16BA.82765.FI
1970 mm	46,2 W	8225 lm	6595 lm	179 lm/W	142TW.19BA.82765.FI	140TW.19BA.82765.FI	141TW.19BA.82765.FI	172TW.19BA.82765.FI
2250 mm	52,8 W	9400 lm	7562 lm	179 lm/W	142TW.22BA.82765.FI	140TW.22BA.82765.FI	141TW.22BA.82765.FI	172TW.22BA.82765.FI
2530 mm	59,4 W	10575 lm	8556 lm	179 lm/W	142TW.25BA.82765.FI	140TW.25BA.82765.FI	141TW.25BA.82765.FI	172TW.25BA.82765.FI
2810 mm	66 W	11750 lm	9550 lm	179 lm/W	142TW.28BA.82765.FI	140TW.28BA.82765.FI	141TW.28BA.82765.FI	172TW.28BA.82765.FI
3090 mm	72,6 W	12925 lm	10468 lm	179 lm/W	142TW.30BA.82765.FI	140TW.30BA.82765.FI	141TW.30BA.82765.FI	172TW.30BA.82765.FI
3370 mm	79,2 W	14100 lm	11386 lm	179 lm/W	142TW.33BA.82765.FI	140TW.33BA.82765.FI	141TW.33BA.82765.FI	172TW.33BA.82765.FI
3930 mm	92,4 W	16450 lm	13331 lm	179 lm/W	142TW.39BA.82765.FI	140TW.39BA.82765.FI	141TW.39BA.82765.FI	172TW.39BA.82765.FI
4490 mm	105,6 W	18800 lm	15243 lm	179 lm/W	142TW.44BA.82765.FI	140TW.44BA.82765.FI	141TW.44BA.82765.FI	172TW.44BA.82765.FI
5050 mm	118,8 W	21150 lm	17079 lm	179 lm/W	142TW.50BA.82765.FI	140TW.50BA.82765.FI	141TW.50BA.82765.FI	172TW.50BA.82765.FI

\*Lumen details for 50% for each regulation channel Opal 90° / \*Detalhes de lumen para 50% por cada canal de regulação Opalino 90° / \*Détails du lumen pour 50% pour chaque canal de régulation avec opale 90°

#### Select your preferred option

Selecione a sua opção preferida  
Sélectionnez votre option préférée

CONTROL TYPE		BEAM ANGLE		FINISHING	
Tunable White	TW	80°	P8	<input type="checkbox"/> Textured White	TW
		90°	O9	<input checked="" type="checkbox"/> Textured Black	TB
				<input type="checkbox"/> Anodized Aluminium	AL



#### ORIS 50mm - LOW GLARE (U5/U8) - Tunable White - CRI>80

Product Table / Tabela de produtos / Tableau des produits

**LED PCB**  
CRI >80  
3 Steps MacAdam  
Lifetime 50.000h Tp 55°C

LENGTH	POWER	LED LUMENS	LUMINAIRE LM	EFFICACY	SUSPENDED	SURFACE	RECESSED	TRIMLESS
1130 mm	32,4 W	5320 lm	5054 lm	164 lm/W	212TW.11BA.82765.FI	210TW.11BA.82765.FI	211TW.11BA.82765.FI	213TW.11BA.82765.FI
1690 mm	48,6 W	7980 lm	7581 lm	164 lm/W	212TW.16BA.82765.FI	210TW.16BA.82765.FI	211TW.16BA.82765.FI	213TW.16BA.82765.FI
2250 mm	64,8 W	10640 lm	10108 lm	164 lm/W	212TW.22BA.82765.FI	210TW.22BA.82765.FI	211TW.22BA.82765.FI	213TW.22BA.82765.FI
2810 mm	81,0 W	13300 lm	12635 lm	164 lm/W	212TW.28BA.82765.FI	210TW.28BA.82765.FI	211TW.28BA.82765.FI	213TW.28BA.82765.FI

\*Lumen details for 50% for each regulation channel 80° / \*Detalhes de lumen para 50% por cada canal de regulação 80° / \*Détails du lumen pour 50% pour chaque canal de régulation 80°

#### Select your preferred option

Selecione a sua opção preferida  
Sélectionnez votre option préférée

CONTROL TYPE		BEAM ANGLE		FINISHING	
Tunable White	TW	50°	U5	<input type="checkbox"/> Textured White	TW
		80°	U8	<input checked="" type="checkbox"/> Textured Black	TB
				<input type="checkbox"/> Anodized Aluminium	AL








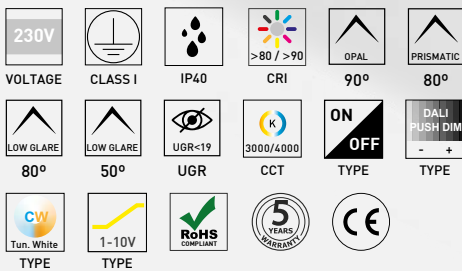




# LINEAR LED SYSTEMS

## ORIS 50mm

### DIRECT LIGHT



#### EN

The "Linear System", are personalized light lines tailored to your projects, designed to enrich special places.

With the "Linear System", you can customize your fixture by incorporating in a single line, different types of lighting sources or beam angles, prismatic diffuser or recessed spotlights that offer a particularly low-glare level.

Combine the modules as desired to create your own ideal light line, adjusted to your needs.

Start by selecting the external profile you want (suspended, surface mounted, white, black, etc.) then choose the light engine (colour temperature 3000K or 4000K, opal or prismatic diffuser, low UGR, CRI, ON/OFF regulation, DALI, etc.), then choose the corner options in L, T, X or Y, and finally, the accessories.

At the end, feel the satisfaction of having created your own lighting line!

#### PT

Os "Linear System" são linhas de luz personalizadas, desenhadas para enriquecer locais especiais e à medida dos seus projetos.


Nos "Linear System" pode personalizar as luminárias, incorporando numa única linha de luz, diferentes tipos de iluminação ou ângulos de feixe, difusor prismático ou soluções com spots de luz recuados que permitem um nível de encandeamento particularmente baixo.

Conjuge os nossos "módulos" para criar a linha de luz ideal, ajustada à medida das suas necessidades e preferências.

Comece por selecionar o perfil externo que pretende (suspensão, saliente, branco, preto...) depois escolha o motor de luz (cor 3000K ou 4000K, difusor opalino, prismático, baixo UGR, CRI, regulação on/off, Dali, ...) de seguida escolha as uniões de canto em L, T, X ou Y... e por fim, os acessórios.

No fim sinta o resultado "Esta é a MINHA linha de luz".





FR

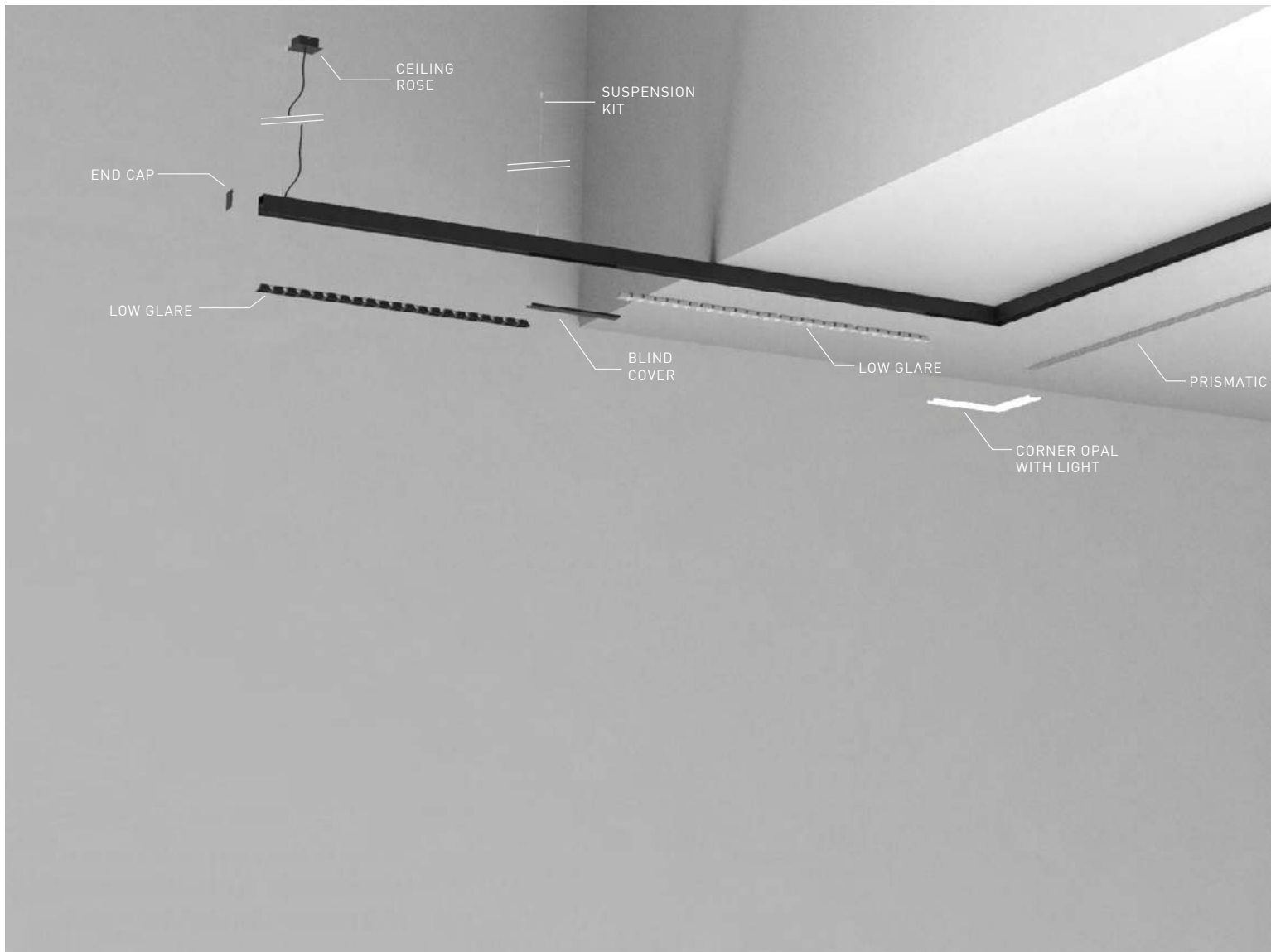
Les systèmes linéaires, ou « Linear System », sont un système de lignes lumineuses personnalisées, conçues pour s'adapter à vos projets et pour enrichir des espaces particuliers.

Avec le "Linear System", vous pouvez personnaliser votre luminaire en incorporant dans une même ligne, différents types d'éclairage ou d'angles de faisceau, un diffuseur prismatique ou des mini spots encastrés, qui offrent un niveau d'éblouissement particulièrement faible.

Combinez à souhait les modules afin de créer votre propre ligne lumineuse, adaptée à vos besoins.

Commencez par sélectionner le profil extérieur que vous souhaitez (suspendu, en saillie, blanc, noir, etc.) puis choisissez le module d'éclairage (température de couleur 3000K ou 4000K, diffuseur opale ou prismatique, UGR bas, CRI, régulation ON/OFF, DALI, etc.), ensuite, choisissez les options d'angle en L, T, X ou Y, et enfin, les accessoires.

À la fin, ressentez la satisfaction d'avoir créé votre propre ligne de lumière!


















ORDER BUILD


Configurador de encomenda / Configurateur de commande

Choose External Profile  
Escolha o Perfil Externo  
Choisissez le Profil Externe

Choose the LED Module Group  
Escolha o Grupo Módulo de LED  
Choisissez le Groupe Module LED

Choose Diffuser / Optics  
Escolha o Difusor / Ópticos  
Choisissez le Diffuseur / Optiques

<p><b>1</b></p>  <p>SUSPENDED SUSPENSO SPENDU</p>  <p>SURFACE SUPERFÍCIE EN SAILLIE</p>  <p>RECESSED ENCASTRADO ENCASTRÉ</p>  <p>TRIMLESS TRIMLESS SANS GARNITURE</p>	<p><b>2</b></p> <p><b>2.1</b> Standard - CRI80 / CRI90</p>  <p>ON/OFF ON/OFF ON/OFF</p>  <p>DALI DALI DALI</p>  <p>1-10V 1-10V 1-10V</p> <p><b>2.2</b> Tunable White - CRI80</p>  <p>TUNABLE WHITE TUNABLE WHITE TUNABLE WHITE</p> <p><b>2.3</b> Low Glare - CRI80</p>  <p>ON/OFF ON/OFF ON/OFF</p>  <p>DALI DALI DALI</p>  <p>TUNABLE WHITE TUNABLE WHITE TUNABLE WHITE</p>	<p><b>3</b></p> <p><b>3.1</b> Standard - Opal 90° / Prismatic 80°</p>  <p>OPAL 90° OPALINO 90° OPALE 90°</p>  <p>PRISMATIC 80° PRISMÁTICO 80° PRISMATIQUE 80°</p> <p><b>3.2</b> Low Glare</p>  <p>50° ANGLE 50° ÂNGULO 50° ANGLE</p>  <p>80° ANGLE 80° ÂNGULO 80° ANGLE</p>
---	---	---



Choose Corner Joint  
 Escolha as Uniões de Canto  
 Choisissez le Jonction d' Angle

4

4.1 External Profile



**L - CORNER JOINT**  
 UNIÃO DE CANTO  
 JONCTION D' ANGLE



**T - CORNER JOINT**  
 UNIÃO DE CANTO  
 JONCTION D' ANGLE



**X - CORNER JOINT**  
 UNIÃO DE CANTO  
 JONCTION D' ANGLE



**Y - CORNER JOINT**  
 UNIÃO DE CANTO  
 JONCTION D' ANGLE

4.2 LED Module Group - CRI80 / CRI90 + Diffuser



**ON/OFF**  
 ON/OFF  
 ON/OFF



**DALI**  
 DALI  
 DALI

Choose Accessories  
 Escolha os Acessórios  
 Choisissez les Accessoires

5



**BLIND COVER**  
 TAMPA CEGA  
 CACHE AVEUGLE



**END CAPS**  
 TOPOS  
 EMBOUTS



**POWER CABLES**  
 CABOS DE ALIMENTAÇÃO  
 CÂBLES D'ALIMENTATION



**SUSPENSION KITS**  
 KITS DE SUSPENSÃO  
 KITS DE SUSPENSION



**CEILING ROSE**  
 FLORÃO DE TETO  
 COUPE DE PLAFOND



**CASAMBI**  
 CASAMBI  
 CASAMBI



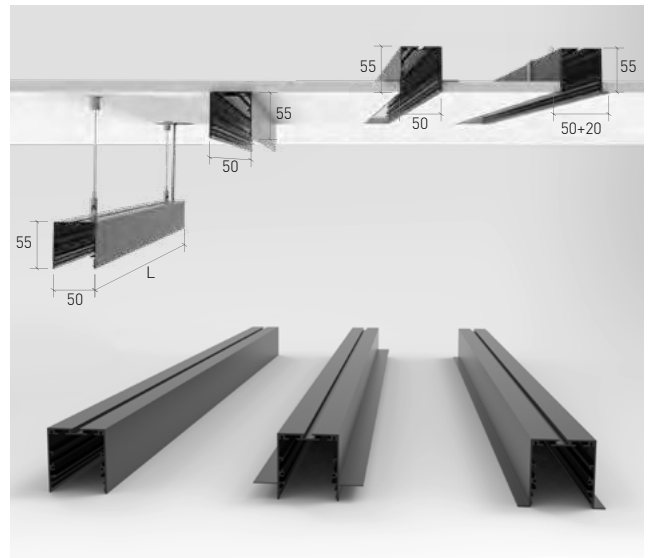
**1 External Profile**  
Perfil Externo / Profil Externe


LENGTH	SUSPENDED/SURFACE	RECESSED	TRIMLESS
850 mm	1770850.FI	1780850.FI	1790850.FI
1130 mm	1771130.FI	1781130.FI	1791130.FI
1410 mm	1771410.FI	1781410.FI	1791410.FI
1690 mm	1771690.FI	1781690.FI	1791690.FI
1970 mm	1771970.FI	1781970.FI	1791970.FI
2250 mm	1772250.FI	1782250.FI	1792250.FI
2530 mm	1772530.FI	1782530.FI	1792530.FI
2810 mm	1772810.FI	1782810.FI	1792810.FI
3090 mm	1773090.FI	1783090.FI	1793090.FI
3370 mm	1773370.FI	1783370.FI	1793370.FI

Select your preferred option

Selecione a sua opção preferida  
Sélectionnez votre option préférée

FINISHING		FI
<input type="checkbox"/>	Textured White	TW
<input checked="" type="checkbox"/>	Textured Black	TB
<input type="checkbox"/>	Anodized Aluminium	AL





**2 LED Module**  
 Módulo de LED / Module LED

**2.1 Standard - CRI80 / CRI90**



**Led Module for OPAL Diffuser (09) - CRI>80**  
 Product Table / Tabela de produtos / Tableau des produits

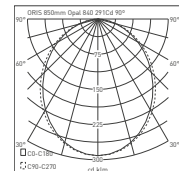
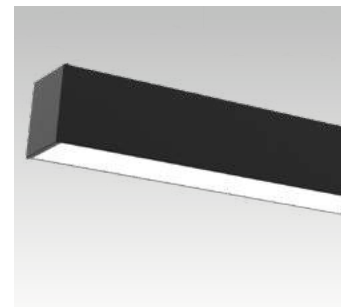
**LED PCB**  
 CRI >80  
 3 Steps MacAdam  
 Lifetime 72.000h Tp 55°C

CONTROL TYPE	LENGTH	POWER	CCT	LED LUMENS	LUMINAIRE LM	EFFICACY	ORDER CODE
NF, DA, 1V	850 mm	24 W	3000K	3840 lm	2781 lm	169 lm/W	184XX.0809.830
			4000K	4040 lm	2926 lm	169 lm/W	184XX.0809.840
	1130 mm	32 W	3000K	5120 lm	3787 lm	169 lm/W	184XX.1109.830
			4000K	5400 lm	3994 lm	169 lm/W	184XX.1109.840
	1410 mm	40 W	3000K	6400 lm	4726 lm	169 lm/W	184XX.1409.830
			4000K	6740 lm	4977 lm	169 lm/W	184XX.1409.840
1690 mm	48 W	3000K	7680 lm	5631 lm	169 lm/W	184XX.1609.830	
		4000K	8100 lm	5939 lm	169 lm/W	184XX.1609.840	

Select your preferred option

Selecione a sua opção preferida  
 Sélectionnez votre option préférée

CONTROL TYPE	XX
ON/OFF	NF
DALI PUSH DIM	DA
1-10V	1V



**Note**  
 Full photometrics available online.  
 Fotometrias completas disponíveis online.  
 Photométries complètes disponibles en ligne.



**Led Module for OPAL Diffuser (09) - CRI>90**  
 Product Table / Tabela de produtos / Tableau des produits

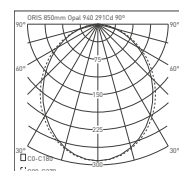

**LED PCB**  
 CRI >90  
 3 Steps MacAdam  
 Lifetime 72.000h Tp 55°C

CONTROL TYPE	LENGTH	POWER	CCT	LED LUMENS	LUMINAIRE LM	EFFICACY	ORDER CODE
NF, DA, 1V	850 mm	23,4 W	3000K	3610 lm	2615 lm	162 lm/W	185XX.0809.930
			4000K	3790 lm	2745 lm	162 lm/W	185XX.0809.940
	1130 mm	31,2 W	3000K	4820 lm	3565 lm	162 lm/W	185XX.1109.930
			4000K	5040 lm	3728 lm	162 lm/W	185XX.1109.940
	1410 mm	39,0 W	3000K	6020 lm	4446 lm	162 lm/W	185XX.1409.930
			4000K	6310 lm	4660 lm	162 lm/W	185XX.1409.940
1690 mm	46,8 W	3000K	7230 lm	5301 lm	162 lm/W	185XX.1609.930	
		4000K	7560 lm	5543 lm	162 lm/W	185XX.1609.940	

Select your preferred option

Selecione a sua opção preferida  
 Sélectionnez votre option préférée

CONTROL TYPE	XX
ON/OFF	NF
DALI PUSH DIM	DA
1-10V	1V



**Note**  
 Full photometrics available online.  
 Fotometrias completas disponíveis online.  
 Photométries complètes disponibles en ligne.



2.1 Standard - CRI80 / CRI90




Led Module for PRISMATIC Diffuser (P8)- CRI>80

Product Table / Tabela de produtos / Tableau des produits

LED PCB

CRI >80  
3 Steps MacAdam  
Lifetime 72.000h Tp 55°C

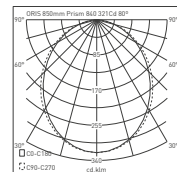
CONTROL TYPE	LENGTH	POWER	CCT	LED LUMENS	LUMINAIRE LM	EFFICACY	ORDER CODE
NF, DA, 1V	850 mm	20,3 W	3000K	3330 lm	2659 lm	173 lm/W	184XX.08P8.830
			4000K	3510 lm	2802 lm	174 lm/W	184XX.08P8.840
	1130 mm	27,0 W	3000K	4440 lm	3572 lm	174 lm/W	184XX.11P8.830
			4000K	4680 lm	3765 lm	174 lm/W	184XX.11P8.840
	1410 mm	33,8 W	3000K	5550 lm	4511 lm	174 lm/W	184XX.14P8.830
			4000K	5850 lm	4755 lm	174 lm/W	184XX.14P8.840
	1690 mm	40,5 W	3000K	6660 lm	5378 lm	174 lm/W	184XX.16P8.830
			4000K	7020 lm	5669 lm	174 lm/W	184XX.16P8.840



Select your preferred option

Selecione a sua opção preferida  
Sélectionnez votre option préférée

CONTROL TYPE	XX
ON/OFF	NF
DALI PUSH DIM	DA
1-10V	1V



Note

Full photometrics available online.  
Fotometrias completas disponíveis online.  
Photométries complètes disponibles en ligne.




Led Module for PRISMATIC Diffuser (P8)- CRI>90

Product Table / Tabela de produtos / Tableau des produits

LED PCB

CRI >90  
3 Steps MacAdam  
Lifetime 72.000h Tp 55°C

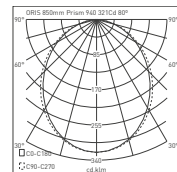
CONTROL TYPE	LENGTH	POWER	CCT	LED LUMENS	LUMINAIRE LM	EFFICACY	ORDER CODE
NF, DA, 1V	850 mm	19,8 W	3000K	3120 lm	2491 lm	165 lm/W	185XX.08P8.930
			4000K	3260 lm	2603 lm	165 lm/W	185XX.08P8.940
	1130 mm	26,4 W	3000K	4160 lm	3346 lm	165 lm/W	185XX.11P8.930
			4000K	4340 lm	3491 lm	165 lm/W	185XX.11P8.940
	1410 mm	33,0 W	3000K	5200 lm	4227 lm	165 lm/W	185XX.14P8.930
			4000K	5430 lm	4413 lm	165 lm/W	185XX.14P8.940
	1690 mm	39,6 W	3000K	6240 lm	5039 lm	165 lm/W	185XX.16P8.930
			4000K	6510 lm	5257 lm	165 lm/W	185XX.16P8.940



Select your preferred option

Selecione a sua opção preferida  
Sélectionnez votre option préférée

CONTROL TYPE	XX
ON/OFF	NF
DALI PUSH DIM	DA
1-10V	1V



Note

Full photometrics available online.  
Fotometrias completas disponíveis online.  
Photométries complètes disponibles en ligne.

2.2 Tunable White



Led Module for OPAL / PRISMATIC Diffuser (O9/P8) - CRI>80  
Tunable White

Product Table / Tabela de produtos / Tableau des produits

LED PCB

CRI >80  
3 Steps MacAdam  
Lifetime 50.000h Tp 55°C

CONTROL TYPE	LENGTH	POWER	CCT	LED LUMENS	LUMINAIRE LM	EFFICACY	ORDER CODE
TW	850 mm	19,8 W	2700K - 6500K	3525 lm	2814 lm	179 lm/W	184TW.08BA.82765
	1130 mm	26,4 W	2700K - 6500K	4700 lm	3781 lm	179 lm/W	184TW.11BA.82765
	1410 mm	33,0 W	2700K - 6500K	5875 lm	4775 lm	179 lm/W	184TW.14BA.82765
	1690 mm	39,6 W	2700K - 6500K	7050 lm	5693 lm	179 lm/W	184TW.16BA.82765

\*Detalhes de lumen para 50% por cada canal de regulação Opalino 90° / \*Lumen details for 50% for each regulation channel Opal 90°  
\*Détails du lumen pour 50% pour chaque canal de régulation avec opale 90°

Select your preferred option

Selecione a sua opção preferida  
Sélectionnez votre option préférée


BEAM ANGLE	BA
OPAL 90°	O9
PRISMATIC 80°	P8

## HUMAN CENTRIC LIGHTING

With the integration of Tunable White LED PCB, it is possible to program the automatic regulation of the light's colour temperature throughout the day, influencing the human circadian cycle, bringing substantial effect on our mood and health.

Com a integração do Tunable White LED PCB, é possível programar a regulação automática da temperatura de cor da luz ao longo do dia, influenciando o ciclo circadiano humano, trazendo um efeito substancial ao nosso humor e saúde.

Grâce à l'intégration du PCB blanc réglable, il est possible de programmer la régulation automatique de la température de couleur de la lumière tout au long de la journée, influençant le cycle circadien humain, apportant un effet substantiel sur notre humeur et notre santé.



## TUNABLE WHITE

### 2.3 Low Glare- CRI80



#### Led Module for LOW GLARE (U5/U8) - CRI>80

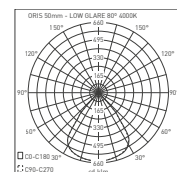
Product Table / Tabela de produtos / Tableau des produits

#### LED PCB

CRI >80  
3 Steps MacAdam  
Lifetime 50.000h Tp 55°C

CONTROL TYPE	LENGTH	POWER	CCT	LED LUMENS	LUMINAIRE LM	EFFICACY	ORDER CODE
NF, DA	2 x 280 mm *	11,5 W	3000K	2169 lm	2061 lm	188,6 lm/W	186XX.0290.830
			4000K	2270 lm	2157 lm	197,3 lm/W	186XX.0290.840
	560 mm	11,5 W	3000K	2169 lm	2061 lm	188,6 lm/W	186XX.0570.830
			4000K	2270 lm	2157 lm	197,3 lm/W	186XX.0570.840
	850 mm	24 W	3000K	3253 lm	3091 lm	188,0 lm/W	186XX.0850.830
			4000K	3405 lm	3235 lm	196,8 lm/W	186XX.0850.840
	1130 mm	32 W	3000K	4338 lm	4122 lm	188,6 lm/W	186XX.1130.830
			4000K	4540 lm	4313 lm	197,3 lm/W	186XX.1130.840
	1410 mm	40 W	3000K	5422 lm	5151 lm	188,2 lm/W	186XX.1410.830
			4000K	5675 lm	5392 lm	197,0 lm/W	186XX.1410.840
	1690 mm	48 W	3000K	6507 lm	6182 lm	188,6 lm/W	186XX.1690.830
			4000K	6810 lm	6470 lm	197,3 lm/W	186XX.1690.840

\*Lumen details for 80° / \*Lúmen detalhes para 80° / \*Lumen détails pour 80°



#### Note

Full photometrics available online.  
Fotometrias completas disponíveis online.  
Photométries complètes disponibles en ligne.

#### Select your preferred option

Selecione a sua opção preferida  
Sélectionnez votre option préférée

CONTROL TYPE	XX	
ON/OFF	NF	* Módulos a serem aplicados na mesma luminária até 1690 mm
DALI PUSH DIM	DA	* Modules à appliquer dans la même luminária jusqu'à 1690 mm



#### Led Module for LOW GLARE Diffuser (U5/U8) - CRI>80 Tunable White

Product Table / Tabela de produtos / Tableau des produits

#### LED PCB


CRI >80  
3 Steps MacAdam  
Lifetime 50.000h Tp 55°C

CONTROL TYPE	LENGTH	POWER	CCT	LED LUMENS	LUMINAIRE LM	EFFICACY	ORDER CODE
TW	1130 mm	32,4 W	2700K - 6500K	5320 lm	5054 lm	164,2 lm/W	186TW.1130.82765
	1690 mm	48,6 W	2700K - 6500K	7980 lm	7581 lm	164,2 lm/W	186TW.1690.82765

\*Lumen details for 50% for each regulation channel 80° / \*Detalhes de lumen para 50% por cada canal de regulação 80° / \*Détails du lumen pour 50% pour chaque canal de régulation 80°

**3** Diffuser / Optics  
Difusor / Ópticos / Diffuseur / Optiques



**3.1** Standard - Opal 90° / Prismatic 80°



**Diffuser for Opal 90° / Prismatic 80° Led Module**

Difusor / Diffuseur

LENGTH	OPAL 90°	PRISMATIC 80°
850 mm	1820850.09	1820850.P8
1130 mm	1821130.09	1821130.P8
1410 mm	1821410.09	1821410.P8
1690 mm	1821690.09	1821690.P8
1970 mm	1821970.09	1821970.P8
2250 mm	1822250.09	1822250.P8
2530 mm	1822530.09	1822530.P8
2810 mm	1822810.09	1822810.P8
3090 mm	1823090.09	1823090.P8
3370 mm	1823370.09	1823370.P8
3930 mm	1823930.09	1823930.P8
4490 mm	1824490.09	1824490.P8
5050 mm	1825050.09	1825050.P8
5610 mm	1825610.09	1825610.P8
5890 mm	1825890.09	1825890.P8



Select your preferred option

Selecione a sua opção preferida  
Sélectionnez votre option préférée

DIFFUSER	
Opal 90°	<b>09</b>
Prismatic 80°	<b>P8</b>

**3.2** Low Glare



**Diffuser for Low Glare Led Module**

Ópticos / Optiques

LENGTH	LOW GLARE
290 mm	183.BA.0290.FI
570 mm	183.BA.0570.FI
850 mm	183.BA.0850.FI
1130 mm	183.BA.1130.FI
1410 mm	183.BA.1410.FI
1690 mm	183.BA.1690.FI



Select your preferred option

Selecione a sua opção preferida  
Sélectionnez votre option préférée


BEAM ANGLE	BA	FINISHING	FI
50°	<b>U5</b>	<input type="checkbox"/> White Coated	<b>WH</b>
80°	<b>U8</b>	<input checked="" type="checkbox"/> Black Coated	<b>BL</b>

## 4 Corner Joint

Uniões de Canto / Jonction d' Angle

### 4.1 External Profile

JOINT	LENGTH	TYPE	SUSPENDED/SURFACE	RECESSED	TRIMLESS
L	290x290	light	192L.BA.FI	222L.BA.FI	223L.BA.FI
		blind cover	192L.FI	222L.FI	223L.FI
T	290x290x290	light	192T.BA.FI	222T.BA.FI	223T.BA.FI
		blind cover	192T.FI	222T.FI	223T.FI
X	290x290x290x290	light	192X.BA.FI	222X.BA.FI	223X.BA.FI
		blind cover	192X.FI	222X.FI	223X.FI
Y	290x290x290	light	192Y.BA.FI	222Y.BA.FI	223Y.BA.FI
		blind cover	192Y.FI	222Y.FI	223Y.FI



#### Select your preferred option

Selecione a sua opção preferida  
Sélectionnez votre option préférée

BEAM ANGLE	BA	FINISHING	FI
Opal 90°	<b>09</b>	<input type="checkbox"/> Textured White	<b>TW</b>
Prismatic 80°	<b>P8</b>	<input checked="" type="checkbox"/> Textured Black	<b>TB</b>
		<input type="checkbox"/> Anodized Aluminium	<b>AL</b>

### 4.2 LED Module Group - CRI80 / CRI90 + Diffuser



#### CORNER JOINT- OPAL Diffuser (09) - CRI>80

Product Table / Tabela de produtos / Tableau des produits

CONTROL TYPE	JOINT	LENGTH	POWER	CCT	LED LUMENS	LUMINAIRE LM	EFFICACY	ORDER CODE
NF,DA	L	290x290	16,0 W	3000K	2560 lm	1894 lm	160 lm/W	193L.XX.09.830
				4000K	2700 lm	1997 lm	169 lm/W	193L.XX.09.840
	T	290x290x290	24,0 W	3000K	3840 lm	2781 lm	160 lm/W	193T.XX.09.830
				4000K	4040 lm	2926 lm	169 lm/W	193T.XX.09.840
	X	290x290x290x290	32,0 W	3000K	5120 lm	3787 lm	160 lm/W	193X.XX.09.830
				4000K	5400 lm	3994 lm	169 lm/W	193X.XX.09.840
Y	290x290x290	24,0 W	3000K	3840 lm	2781 lm	160 lm/W	193Y.XX.09.830	
			4000K	4040 lm	2926 lm	169 lm/W	193Y.XX.09.840	

#### Select your preferred option

Selecione a sua opção preferida  
Sélectionnez votre option préférée

CONTROL TYPE	XX
ON/OFF	<b>NF</b>
DALI PUSH DIM	<b>DA</b>



#### CORNER JOINT- OPAL Diffuser (09) - CRI>90

Product Table / Tabela de produtos / Tableau des produits

CONTROL TYPE	JOINT	LENGTH	POWER	CCT	LED LUMENS	LUMINAIRE LM	EFFICACY	ORDER CODE
NF,DA	L	290x290	15,6 W	3000K	2410 lm	1783 lm	155 lm/W	194L.XX.09.930
				4000K	2520 lm	1864 lm	162 lm/W	194L.XX.09.940
	T	290x290x290	23,4 W	3000K	3610 lm	2615 lm	155 lm/W	194T.XX.09.930
				4000K	3790 lm	2745 lm	162 lm/W	194T.XX.09.940
	X	290x290x290x290	31,2 W	3000K	4820 lm	3565 lm	155 lm/W	194X.XX.09.930
				4000K	5040 lm	3728 lm	162 lm/W	194X.XX.09.940
Y	290x290x290	23,4 W	3000K	3610 lm	2615 lm	155 lm/W	194Y.XX.09.930	
			4000K	3790 lm	2745 lm	162 lm/W	194Y.XX.09.940	

#### Select your preferred option

Selecione a sua opção preferida  
Sélectionnez votre option préférée

CONTROL TYPE	XX
ON/OFF	<b>NF</b>
DALI PUSH DIM	<b>DA</b>

4.2 LED Module - CRI80 / CRI90



CORNER JOINT- PRISMATIC Diffuser (P8) - CRI>80

Product Table / Tabela de produtos / Tableau des produits

CONTROL TYPE	JOINT	LENGTH	POWER	CCT	LED LUMENS	LUMINAIRE LM	EFFICACY	ORDER CODE
NF,DA	L	290x290	13,5 W	3000K	2220 lm	1786 lm	165 lm/W	193L.XX.P8.830
				4000K	2340 lm	1883 lm	174 lm/W	193L.XX.P8.840
	T	290x290x290	20,3 W	3000K	3330 lm	2659 lm	165 lm/W	193T.XX.P8.830
				4000K	3510 lm	2802 lm	173 lm/W	193T.XX.P8.840
	X	290x290x290x290	27,0 W	3000K	4440 lm	3572 lm	165 lm/W	193X.XX.P8.830
				4000K	4680 lm	3765 lm	174 lm/W	193X.XX.P8.840
	Y	290x290x290	20,3 W	3000K	3330 lm	2659 lm	165 lm/W	193Y.XX.P8.830
				4000K	3510 lm	2802 lm	173 lm/W	193Y.XX.P8.840

Select your preferred option

Selecione a sua opção preferida  
Sélectionnez votre option préférée

CONTROL TYPE	XX
ON/OFF	NF
DALI PUSH DIM	DA



CORNER JOINT- PRISMATIC Diffuser (P8) - CRI>90

Product Table / Tabela de produtos / Tableau des produits

CONTROL TYPE	JOINT	LENGTH	POWER	CCT	LED LUMENS	LUMINAIRE LM	EFFICACY	ORDER CODE
NF,DA	L	290x290	13,2 W	3000K	2080 lm	1673 lm	158 lm/W	194L.XX.P8.930
				4000K	2170 lm	1746 lm	165 lm/W	194L.XX.P8.940
	T	290x290x290	19,8 W	3000K	3120 lm	2491 lm	158 lm/W	194T.XX.P8.930
				4000K	3260 lm	2603 lm	165 lm/W	194T.XX.P8.940
	X	290x290x290x290	26,4 W	3000K	4160 lm	3346 lm	158 lm/W	194X.XX.P8.930
				4000K	4340 lm	3491 lm	165 lm/W	194X.XX.P8.940
	Y	290x290x290	19,8 W	3000K	3120 lm	2491 lm	158 lm/W	194Y.XX.P8.930
				4000K	3260 lm	2603 lm	165 lm/W	194Y.XX.P8.940


Select your preferred option

Selecione a sua opção preferida  
Sélectionnez votre option préférée

CONTROL TYPE	XX
ON/OFF	NF
DALI PUSH DIM	DA

5 Accessories

Acessórios / Accessoires



ACCESSORY	LENGTH	ORDER CODE
Blind Cover	570 mm	1870570.FI
	850 mm	1870850.FI
	1130 mm	1871130.FI

Select your preferred option

Selecione a sua opção preferida  
Sélectionnez votre option préférée

FINISHING	FI
<input type="checkbox"/> Textured White	TW
<input checked="" type="checkbox"/> Textured Black	TB
<input type="checkbox"/> Anodized Aluminium	AL



ACCESSORY	TYPE	SUSPENDED/SURFACE	RECESSED	TRIMLESS
End Cap	Visible screws	80303013.FI	80303014.FI	80303013.FI
	No screws	80303015.FI		80303015.FI
Linear Joint			80303016	

Select your preferred option

Selecione a sua opção preferida  
Sélectionnez votre option préférée

FINISHING	FI
<input type="checkbox"/> Textured White	TW
<input checked="" type="checkbox"/> Textured Black	TB
<input type="checkbox"/> Anodized Aluminium	AL





ACCESSORY	CABLE	TYPE	ON/OFF
Power Cable	3x0,75 mm	1,5 m	80303001
		3 m	80303002
		5 m	80303003
	3x1,5 mm	1,5 m	80303007
		3 m	80303008
		5 m	80303009



ACCESSORY	CABLE	TYPE	DIMMING
Power Cable	5x0,75 mm	1,5 m	80303004
		3 m	80303005
		5 m	80303006
	5x1,5 mm	1,5 m	80303010
		3 m	80303011
		5 m	80303012



ACCESSORY	CABLE	ORDER CODE
Suspension Kit	1,5 m	80303017.SL
	3 m	80303018.SL
	5 m	80303019.SL



ACCESSORY	TYPE	DIMENSIONS	RECESSED	SURFACE
Ceiling Rose	Square	80x80x16mm	80303020.FI	---
	Square	80x80x30mm	---	80303021.FI

**Select your preferred option**

Selecione a sua opção preferida  
Sélectionnez votre option préférée

FINISHING	FI
<input type="checkbox"/> Textured White	<b>TW</b>
<input type="checkbox"/> Textured Black	<b>TB</b>
<input type="checkbox"/> Textured Silver	<b>TS</b>

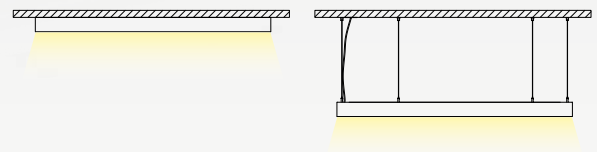
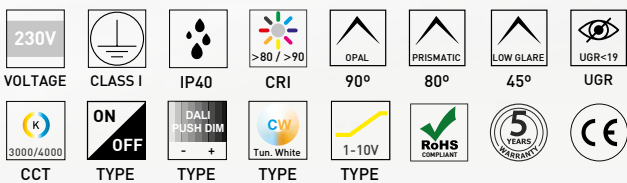
Communication Interface / Interface de Comunicação / Interface de Communication



ACCESSORY	DIM CONTROL
Casambi DALI Interface *	8030-2590

\* Only available with DALI Luminaires / DALI info. on pag. 15  
\* Disponível apenas com luminárias DALI / DALI info. na pág. 15  
\* Uniquement disponible avec les luminaires DALI / DALI info. en pag. 15

# ORIS PLUS EFFICIENCY DIRECT LIGHT



## EN

ORIS Plus is a larger profile than the ORIS 50mm.

This profile is a complement to the ORIS range, allowing the placement of recessed lighting spots with low UGR, mini track lights, emergency kit, motion & brightness sensors, etc.

It has an option in which the screws are completely hidden (on request). The finishes can be in a textured white or black or in natural anodized aluminium.

## PT

O ORIS Plus é um perfil de maiores dimensões relativamente ao ORIS 50mm.

Este perfil veio complementar a gama ORIS, permitindo a colocação de pontos de luz recuados com baixo UGR, mini projetores de luz orientáveis, kit de emergência, sensores de movimento e luminosidade, etc.

A luminária tem a opção de construção em que os parafusos estão completamente ocultos (sob pedido). Os acabamentos podem ser em branco ou preto texturado ou em alumínio anodizado natural.

## FR

ORIS Plus est un profil plus large que l'ORIS 50mm.

Ce profil complète la gamme ORIS, permettant l'insertion de mini spots encastrés à faible éblouissement, de mini projecteurs orientables, d'un kit d'urgence, de capteurs de mouvement et de luminosité, etc.

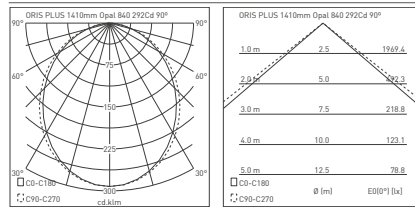
Ce profil dispose d'une option d'embouts où les vis sont complètement cachées (sur demande). Les finitions disponibles sont le blanc ou le noir texturé, ou en aluminium anodisé naturel.

**GENERAL INFO**  
Stand Alone Linear light  
Suspended / Surface  
Class I  
IP40

**DIFFUSER TYPE**  
Opal


**LED PCB**  
3000K / 4000K  
CRI>80  
Lifetime 72.000h Tp 55°C  
3 Steps MacAdam

**OPTICAL**



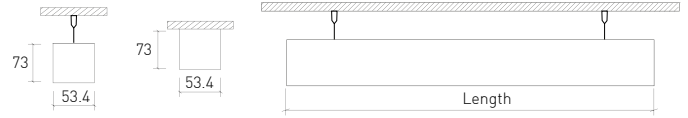
**Note**

Full photometrics available online.  
Fotometrias completas disponíveis online.  
Photométries complètes disponibles en ligne.



**ORIS PLUS OPAL - CRI>80**

Product Table / Tabela de produtos / Tableau des produits



LENGTH	POWER	LED LUMENS	LUMINAIRE LM	EFFICACY	SUSPENDED	SURFACE
850 mm	24 W	4040 lm	2926 lm	169 lm/W	152XX.0809.8CT.FI	150XX.0809.8CT.FI
1130 mm	32 W	5400 lm	3994 lm	169 lm/W	152XX.1109.8CT.FI	150XX.1109.8CT.FI
1410 mm	40 W	6740 lm	4977 lm	169 lm/W	152XX.1409.8CT.FI	150XX.1409.8CT.FI
1690 mm	48 W	8100 lm	5939 lm	169 lm/W	152XX.1609.8CT.FI	150XX.1609.8CT.FI
1970 mm	56 W	9440 lm	6920 lm	169 lm/W	152XX.1909.8CT.FI	150XX.1909.8CT.FI
2250 mm	64 W	10800 lm	7988 lm	169 lm/W	152XX.2209.8CT.FI	150XX.2209.8CT.FI
2530 mm	72 W	12140 lm	8971 lm	169 lm/W	152XX.2509.8CT.FI	150XX.2509.8CT.FI
2810 mm	80 W	13480 lm	9954 lm	169 lm/W	152XX.2809.8CT.FI	150XX.2809.8CT.FI
3090 mm	88 W	14840 lm	10916 lm	169 lm/W	152XX.3009.8CT.FI	150XX.3009.8CT.FI
3370 mm	96 W	16200 lm	11878 lm	169 lm/W	152XX.3309.8CT.FI	150XX.3309.8CT.FI
3930 mm	112 W	18880 lm	13948 lm	169 lm/W	152XX.3909.8CT.FI	150XX.3909.8CT.FI
4490 mm	128 W	21580 lm	15893 lm	169 lm/W	152XX.4409.8CT.FI	150XX.4409.8CT.FI
5050 mm	144 W	24300 lm	17817 lm	169 lm/W	152XX.5009.8CT.FI	150XX.5009.8CT.FI

\*Lumen details for 4000K / \*Detalhes de lumen para 4000K / \*Détails de lumen pour 4000K

**Select your preferred option**

Selecione a sua opção preferida  
Sélectionnez votre option préférée

CONTROL TYPE	XX	COR. COL. TEMP	CT	FINISHING	FI
ON/OFF	NF	3000K	30	<input type="checkbox"/> Textured White	TW
DALI PUSH DIM	DA	4000K	40	<input checked="" type="checkbox"/> Textured Black	TB
1-10V	1V			<input type="checkbox"/> Anodized Aluminium	AL



**ORIS PLUS OPAL - CRI>90**

Product Table / Tabela de produtos / Tableau des produits

**LED PCB**  
CRI >90  
3 Steps MacAdam  
Lifetime 72.000h Tp 55°C

LENGTH	POWER	LED LUMENS	LUMINAIRE LM	EFFICACY	SUSPENDED	SURFACE
850 mm	23,4 W	3790 lm	2745 lm	162 lm/W	189XX.0809.9CT.FI	188XX.0809.9CT.FI
1130 mm	31,2 W	5040 lm	3728 lm	162 lm/W	189XX.1109.9CT.FI	188XX.1109.9CT.FI
1410 mm	39,0 W	6310 lm	4660 lm	162 lm/W	189XX.1409.9CT.FI	188XX.1409.9CT.FI
1690 mm	46,8 W	7560 lm	5543 lm	162 lm/W	189XX.1609.9CT.FI	188XX.1609.9CT.FI
1970 mm	54,6 W	8830 lm	6473 lm	162 lm/W	189XX.1909.9CT.FI	188XX.1909.9CT.FI
2250 mm	62,4 W	10080 lm	7456 lm	162 lm/W	189XX.2209.9CT.FI	188XX.2209.9CT.FI
2530 mm	70,2 W	11350 lm	8388 lm	162 lm/W	189XX.2509.9CT.FI	188XX.2509.9CT.FI
2810 mm	78,0 W	12620 lm	9320 lm	162 lm/W	189XX.2809.9CT.FI	188XX.2809.9CT.FI
3090 mm	85,8 W	13870 lm	10203 lm	162 lm/W	189XX.3009.9CT.FI	188XX.3009.9CT.FI
3370 mm	93,6 W	15120 lm	11086 lm	162 lm/W	189XX.3309.9CT.FI	188XX.3309.9CT.FI
3930 mm	109,2 W	17660 lm	13048 lm	162 lm/W	189XX.3909.9CT.FI	188XX.3909.9CT.FI
4490 mm	124,8 W	20180 lm	14863 lm	162 lm/W	189XX.4409.9CT.FI	188XX.4409.9CT.FI
5050 mm	140,4 W	22680 lm	16629 lm	162 lm/W	189XX.5009.9CT.FI	188XX.5009.9CT.FI

\*Lumen details for 4000K / \*Detalhes de lumen para 4000K / \*Détails de lumen pour 4000K

**Select your preferred option**

Selecione a sua opção preferida  
Sélectionnez votre option préférée

CONTROL TYPE	XX	COR. COL. TEMP	CT	FINISHING	FI
ON/OFF	NF	3000K	30	<input type="checkbox"/> Textured White	TW
DALI PUSH DIM	DA	4000K	40	<input checked="" type="checkbox"/> Textured Black	TB
1-10V	1V			<input type="checkbox"/> Anodized Aluminium	AL

**GENERAL INFO**

Stand Alone Linear light  
Suspended / Surface  
Class I  
IP40

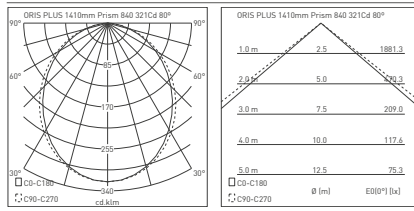
**DIFFUSER TYPE**

Prismatic

**LED PCB**


3000K / 4000K  
CRI>80  
Lifetime 72.000h Tp 55°C  
3 Steps MacAdam

**OPTICAL**



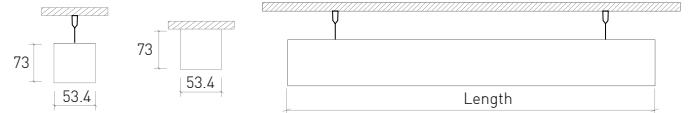
**Note**

Full photometrics available online.  
Fotometrias completas disponíveis online.  
Photométries complètes disponibles en ligne.



**ORIS PLUS PRISMATIC - CRI>80**

Product Table / Tabela de produtos / Tableau des produits



LENGTH	POWER	LED LUMENS	LUMINAIRE LM	EFFICACY	SUSPENDED	SURFACE
850 mm	20,3 W	3510 lm	2802 lm	173 lm/W	152XX.08P8.8CT.FI	150XX.08P8.8CT.FI
1130 mm	27,0 W	4680 lm	3765 lm	174 lm/W	152XX.11P8.8CT.FI	150XX.11P8.8CT.FI
1410 mm	33,8 W	5850 lm	4755 lm	174 lm/W	152XX.14P8.8CT.FI	150XX.14P8.8CT.FI
1690 mm	40,5 W	7020 lm	5669 lm	174 lm/W	152XX.16P8.8CT.FI	150XX.16P8.8CT.FI
1970 mm	47,3 W	8190 lm	6567 lm	174 lm/W	152XX.19P8.8CT.FI	150XX.19P8.8CT.FI
2250 mm	54,0 W	9360 lm	7530 lm	174 lm/W	152XX.22P8.8CT.FI	150XX.22P8.8CT.FI
2530 mm	60,8 W	10530 lm	8520 lm	174 lm/W	152XX.25P8.8CT.FI	150XX.25P8.8CT.FI
2810 mm	67,6 W	11700 lm	9510 lm	174 lm/W	152XX.28P8.8CT.FI	150XX.28P8.8CT.FI
3090 mm	74,3 W	12870 lm	10424 lm	174 lm/W	152XX.30P8.8CT.FI	150XX.30P8.8CT.FI
3370 mm	81,0 W	14040 lm	11338 lm	174 lm/W	152XX.33P8.8CT.FI	150XX.33P8.8CT.FI
3930 mm	94,6 W	16380 lm	13275 lm	174 lm/W	152XX.39P8.8CT.FI	150XX.39P8.8CT.FI
4490 mm	108,1 W	18720 lm	15179 lm	174 lm/W	152XX.44P8.8CT.FI	150XX.44P8.8CT.FI
5050 mm	121,5 W	21060 lm	17007 lm	174 lm/W	152XX.50P8.8CT.FI	150XX.50P8.8CT.FI

\*Lumen details for 4000K / \*Detalhes de lumen para 4000K / \*Détails de lumen pour 4000K

**Select your preferred option**

Selecione a sua opção preferida  
Sélectionnez votre option préférée

CONTROL TYPE	XX	COR. COL. TEMP	CT	FINISHING	FI
ON/OFF	NF	3000K	30	<input type="checkbox"/> Textured White	TW
DALI PUSH DIM	DA	4000K	40	<input checked="" type="checkbox"/> Textured Black	TB
1-10V	1V			<input type="checkbox"/> Anodized Aluminium	AL



**ORIS PLUS PRISMATIC - CRI>90**

Product Table / Tabela de produtos / Tableau des produits

**LED PCB**  
CRI >90  
3 Steps MacAdam  
Lifetime 72.000h Tp 55°C

LENGTH	POWER	LED LUMENS	LUMINAIRE LM	EFFICACY	SUSPENDED	SURFACE
850 mm	19,8 W	3260 lm	2603 lm	165 lm/W	189XX.08P8.9CT.FI	188XX.08P8.9CT.FI
1130 mm	26,4 W	4340 lm	3491 lm	165 lm/W	189XX.11P8.9CT.FI	188XX.11P8.9CT.FI
1410 mm	33,0 W	5430 lm	4413 lm	165 lm/W	189XX.14P8.9CT.FI	188XX.14P8.9CT.FI
1690 mm	39,6 W	6510 lm	5257 lm	165 lm/W	189XX.16P8.9CT.FI	188XX.16P8.9CT.FI
1970 mm	46,2 W	7600 lm	6094 lm	165 lm/W	189XX.19P8.9CT.FI	188XX.19P8.9CT.FI
2250 mm	52,8 W	8680 lm	6982 lm	165 lm/W	189XX.22P8.9CT.FI	188XX.22P8.9CT.FI
2530 mm	59,4 W	9770 lm	7904 lm	165 lm/W	189XX.25P8.9CT.FI	188XX.25P8.9CT.FI
2810 mm	66,0 W	10860 lm	8826 lm	165 lm/W	189XX.28P8.9CT.FI	188XX.28P8.9CT.FI
3090 mm	72,6 W	11940 lm	9670 lm	165 lm/W	189XX.30P8.9CT.FI	188XX.30P8.9CT.FI
3370 mm	79,2 W	13020 lm	10514 lm	165 lm/W	189XX.33P8.9CT.FI	188XX.33P8.9CT.FI
3930 mm	92,4 W	15200 lm	12317 lm	165 lm/W	189XX.39P8.9CT.FI	188XX.39P8.9CT.FI
4490 mm	105,6 W	17370 lm	14083 lm	165 lm/W	189XX.44P8.9CT.FI	188XX.44P8.9CT.FI
5050 mm	118,8 W	19530 lm	15771 lm	165 lm/W	189XX.50P8.9CT.FI	188XX.50P8.9CT.FI

\*Lumen details for 4000K / \*Detalhes de lumen para 4000K / \*Détails de lumen pour 4000K

**Select your preferred option**

Selecione a sua opção preferida  
Sélectionnez votre option préférée

CONTROL TYPE	XX	COR. COL. TEMP	CT	FINISHING	FI
ON/OFF	NF	3000K	30	<input type="checkbox"/> Textured White	TW
DALI PUSH DIM	DA	4000K	40	<input checked="" type="checkbox"/> Textured Black	TB
1-10V*	1V			<input type="checkbox"/> Anodized Aluminium	AL

**GENERAL INFO**

Stand Alone Linear light  
Suspended / Surface  
Class I  
IP40

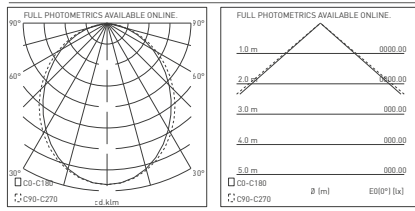
**DIFFUSER TYPE**

Low Glare

**LED PCB**


3000K / 4000K  
CRI>90  
Lifetime 50.000h Tp 55°C  
3 Steps MacAdam

**OPTICAL**



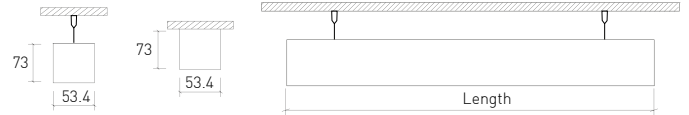
**Note**

Full photometrics available online.  
Fotometrias completas disponíveis online.  
Photométries complètes disponibles en ligne.



**ORIS PLUS LOW GLARE - CRI>90**

Product Table / Tabela de produtos / Tableau des produits



LENGTH	POWER	LED LUMENS	LUMINAIRE LM	EFFICACY	SUSPENDED	SURFACE
850 mm	39,4 W	3075 lm	2737 lm	78 lm/W	215XX.08U4.9CT.TB	214XX.08U4.9CT.TB
1130 mm	52,5 W	4100 lm	3649 lm	78 lm/W	215XX.11U4.9CT.TB	214XX.11U4.9CT.TB
1410 mm	65,7 W	5125 lm	4510 lm	78 lm/W	215XX.14U4.9CT.TB	214XX.14U4.9CT.TB
1690 mm	78,8 W	6150 lm	5412 lm	78 lm/W	215XX.16U4.9CT.TB	214XX.16U4.9CT.TB
1970 mm	91,9 W	7175 lm	6314 lm	78 lm/W	215XX.19U4.9CT.TB	214XX.19U4.9CT.TB
2250 mm	105,0 W	8200 lm	7216 lm	78 lm/W	215XX.22U4.9CT.TB	214XX.22U4.9CT.TB
2530 mm	118,2 W	9225 lm	8118 lm	78 lm/W	215XX.25U4.9CT.TB	214XX.25U4.9CT.TB
2810 mm	131,3 W	10250 lm	9020 lm	78 lm/W	215XX.28U4.9CT.TB	214XX.28U4.9CT.TB
3090 mm	144,4 W	11275 lm	9922 lm	78 lm/W	215XX.30U4.9CT.TB	214XX.30U4.9CT.TB

\*Lumen details for 4000K 45° / \*Detalhes de lumen para 4000K 45° / \*Détails de lumen pour 4000K 45°

**Select your preferred option**

Selecione a sua opção preferida  
Sélectionnez votre option préférée

CONTROL TYPE	XX	BEAM ANGLE	BA	COR. COL. TEMP	CT	FINISHING
ON/OFF	NF	45°	U4	3000K	30	Textured Black TB
DALI PUSH DIM	DA			4000K	40	



**ORIS PLUS OPAL / PRISMATIC Diffuser (O9/P8) - Tunable White - CRI>80**

Product Table / Tabela de produtos / Tableau des produits

**LED PCB**  
CRI >80  
3 Steps MacAdam  
Lifetime 50.000h Tp 55°C

LENGTH	POWER	LED LUMENS	LUMINAIRE LM	EFFICACY	SUSPENDED	SURFACE
850 mm	19,8 W	3525 lm	2814 lm	179 lm/W	152TW.08BA.82765.FI	150TW.08BA.82765.FI
1130 mm	26,4 W	4700 lm	3781 lm	179 lm/W	152TW.11BA.82765.FI	150TW.11BA.82765.FI
1410 mm	33 W	5875 lm	4775 lm	179 lm/W	152TW.14BA.82765.FI	150TW.14BA.82765.FI
1690 mm	39,6 W	7050 lm	5693 lm	179 lm/W	152TW.16BA.82765.FI	150TW.16BA.82765.FI
1970 mm	46,2 W	8225 lm	6595 lm	179 lm/W	152TW.19BA.82765.FI	150TW.19BA.82765.FI
2250 mm	52,8 W	9400 lm	7562 lm	179 lm/W	152TW.22BA.82765.FI	150TW.22BA.82765.FI
2530 mm	59,4 W	10575 lm	8556 lm	179 lm/W	152TW.25BA.82765.FI	150TW.25BA.82765.FI
2810 mm	66 W	11750 lm	9550 lm	179 lm/W	152TW.28BA.82765.FI	150TW.28BA.82765.FI
3090 mm	72,6 W	12925 lm	10468 lm	179 lm/W	152TW.30BA.82765.FI	150TW.30BA.82765.FI
3370 mm	79,2 W	14100 lm	11386 lm	179 lm/W	152TW.33BA.82765.FI	150TW.33BA.82765.FI
3930 mm	92,4 W	16450 lm	13331 lm	179 lm/W	152TW.39BA.82765.FI	150TW.39BA.82765.FI
4490 mm	105,6 W	18800 lm	15243 lm	179 lm/W	152TW.44BA.82765.FI	150TW.44BA.82765.FI
5050 mm	118,8 W	21150 lm	17079 lm	179 lm/W	152TW.50BA.82765.FI	150TW.50BA.82765.FI

\*Lumen details for 50% for each regulation channel Opal 90° / \*Detalhes de lumen para 50% por cada canal de regulação Opalino 90° / \*Détails du lumen pour 50% pour chaque canal de régulation avec opalate 90°

**Select your preferred option**

Selecione a sua opção preferida  
Sélectionnez votre option préférée

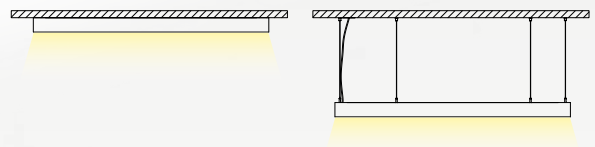
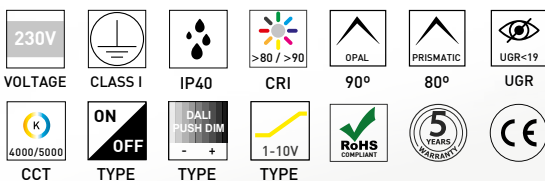

CONTROL TYPE	BEAM ANGLE	BA	FINISHING	FI
Tunable White TW	80°	P8	Textured White	TW
	90°	O9	Textured Black	TB
			Anodized Aluminium	AL



# ORIS PLUS

## HIGH PERFORMANCE

### DIRECT LIGHT



EN

ORIS Plus High Performance is a solution that can be used to illuminate large spaces, in continuous lines up to 15m, such as supermarkets, large retail stores and even industrial environments.

It is possible to add emergency kits with up to 3 hours autonomy in a fixture with high efficiency.

Smart Lighting options with motion and brightness sensors are also available.

PT

ORIS Plus High Performance é uma solução que pode ser usada para iluminar grandes espaços, em linhas contínuas, até 15m, como por exemplo supermercados, grandes lojas de retalho e até ambientes industriais.

É possível adicionar kits de emergência com até 3 horas de autonomia numa luminária de alta eficiência.

Estão também disponíveis opções de controlo inteligente de iluminação com sensores de movimento e luminosidade.

FR

ORIS Plus High Performance est une solution qui peut être utilisée pour éclairer de grands espaces en lignes continues jusqu'à 15m, tels que les supermarchés, les grands magasins et même les environnements industriels.

Il est possible d'ajouter des kits d'urgence allant jusqu'à 3 heures d'autonomie dans un luminaire à haut rendement.

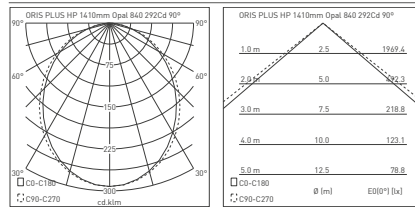
Des options de contrôle intelligent de l'éclairage avec des capteurs de mouvement et de luminosité sont également disponibles.

**GENERAL INFO**  
Stand Alone Linear light  
Suspended / Surface  
Class I  
IP40

**DIFFUSER TYPE**  
Opal


**LED PCB**  
3000K / 4000K  
CRI>80  
Lifetime 72.000h Tp 55°C  
3 Steps MacAdam

**OPTICAL**



**Note**

Full photometrics available online.  
Fotometrias completas disponíveis online.  
Photométries complètes disponibles en ligne.



**ORIS PLUS HIGH PERFORMANCE - OPAL - CRI>80**

Product Table / Tabela de produtos / Tableau des produits

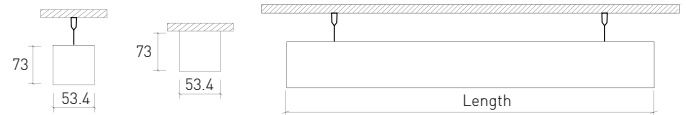
LENGTH	POWER	LED LUMENS	LUMINAIRE LM	EFFICACY	SUSPENDED	SURFACE
1130 mm	48,0 W	8911 lm	6590 lm	186 lm/W	157XX.1109.8CT.FI	156XX.1109.8CT.FI
1690 mm	72,0 W	13367 lm	9800 lm	186 lm/W	157XX.1609.8CT.FI	156XX.1609.8CT.FI
2250 mm	96,0 W	17822 lm	13180 lm	186 lm/W	157XX.2209.8CT.FI	156XX.2209.8CT.FI
2810 mm	120,0 W	22278 lm	16390 lm	186 lm/W	157XX.2809.8CT.FI	156XX.2809.8CT.FI
3370 mm	144,0 W	26734 lm	19600 lm	186 lm/W	157XX.3309.8CT.FI	156XX.3309.8CT.FI

\*Lumen details for 4000K / \*Detalhes de lumen para 4000K / \*Détails de lumen pour 4000K

**Select your preferred option**

Selecione a sua opção preferida  
Sélectionnez votre option préférée

CONTROL TYPE	XX	COR. COL. TEMP	CT	FINISHING	FI
ON/OFF	NF	4000K	40	<input type="checkbox"/> Textured White	TW
DALI PUSH DIM	DA	5000K	50	<input checked="" type="checkbox"/> Textured Black	TB
1-10V	1V			<input type="checkbox"/> Anodized Aluminium	AL

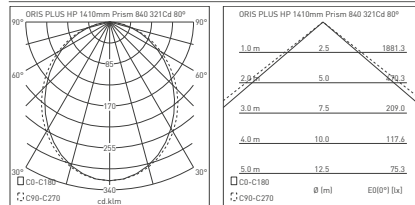


**GENERAL INFO**  
Stand Alone Linear light  
Suspended / Surface  
Class I  
IP40

**DIFFUSER TYPE**  
Prismatic


**LED PCB**  
3000K / 4000K  
CRI>80  
Lifetime 72.000h Tp 55°C  
3 Steps MacAdam

**OPTICAL**



**Note**

Full photometrics available online.  
Fotometrias completas disponíveis online.  
Photométries complètes disponibles en ligne.



**ORIS PLUS HIGH PERFORMANCE - PRISMATIC - CRI>80**

Product Table / Tabela de produtos / Tableau des produits

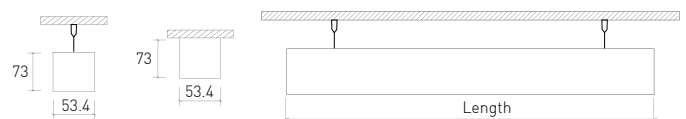
LENGTH	POWER	LED LUMENS	LUMINAIRE LM	EFFICACY	SUSPENDED	SURFACE
1130 mm	33,0 W	6765 lm	5442 lm	205 lm/W	157XX.11P8.8CT.FI	156XX.11P8.8CT.FI
1690 mm	49,5 W	10148 lm	8195 lm	206 lm/W	157XX.16P8.8CT.FI	156XX.16P8.8CT.FI
2250 mm	66,0 W	13530 lm	10884 lm	205 lm/W	157XX.22P8.8CT.FI	156XX.22P8.8CT.FI
2810 mm	82,5 W	16913 lm	13637 lm	206 lm/W	157XX.28P8.8CT.FI	156XX.28P8.8CT.FI
3370 mm	99,0 W	20296 lm	16390 lm	206 lm/W	157XX.33P8.8CT.FI	156XX.33P8.8CT.FI

\*Lumen details for 4000K / \*Detalhes de lumen para 4000K / \*Détails de lumen pour 4000K

**Select your preferred option**

Selecione a sua opção preferida  
Sélectionnez votre option préférée

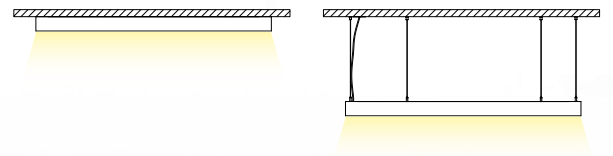
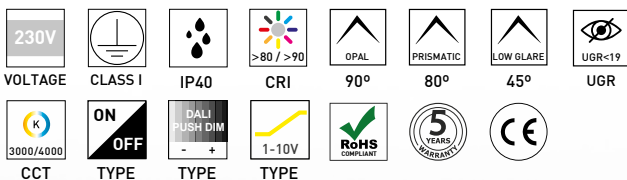

CONTROL TYPE	XX	COR. COL. TEMP	CT	FINISHING	FI
ON/OFF	NF	4000K	40	<input type="checkbox"/> Textured White	TW
DALI PUSH DIM	DA	5000K	50	<input checked="" type="checkbox"/> Textured Black	TB
1-10V	1V			<input type="checkbox"/> Anodized Aluminium	AL



# LINEAR LED SYSTEMS

## ORIS PLUS

### DIRECT LIGHT



#### EN

The "Linear System", are personalized light lines tailored to your projects, designed to enrich special places.

With the "Linear System", you can customize your fixture by incorporating in a single line, different types of lighting sources or beam angles, prismatic diffuser or recessed spotlights that offer a particularly low-glare level.

In the case of ORIS Plus, small adjustable track lights can also be combined, especially designed to highlight specific products or objects.

Combine the modules as desired to create your own ideal light line, adjusted to your needs.

Start by selecting the external profile you want (suspended, surface mounted, white, black, etc.) then choose the light engine (colour temperature 3000K or 4000K, opal or prismatic diffuser, low UGR, CRI, ON/OFF regulation, DALI, etc.), then choose the corner options in L, T, X or Y, and finally, the accessories.

At the end, feel the satisfaction of having created your own lighting line!

#### PT

Os "Linear System" são linhas de luz personalizadas, desenhadas para enriquecer locais especiais e à medida dos seus projetos.

Nos "Linear System" pode personalizar as luminárias, incorporando numa única linha de luz, diferentes tipos de iluminação ou ângulos de feixe, difusor prismático ou soluções com spots de luz recuados que permitem um nível de encandeamto particularmente baixo.

No caso do ORIS Plus, podem ainda ser combinados pequenos projetores de luz orientáveis, especialmente concebidos para dar destaque a produtos ou objetos especiais.

Conjuge os nossos "módulos" para criar a linha de luz ideal, ajustada à medida das suas necessidades e preferências.

Comece por seleccionar o perfil externo que pretende (suspensão, saliente, branco, preto...) depois escolha o motor de luz (cor 3000K ou 4000K, difusor opalino, prismático, baixo UGR, CRI, regulação on/off, Dali, ...) de seguida escolha as uniões de canto em L, T, X ou Y... e por fim, os acessórios.

No fim sinta o resultado "Esta é a MINHA linha de luz".



FR

Les systèmes linéaires, ou « Linear System », sont un système de lignes lumineuses personnalisées, conçues pour s'adapter à vos projets et pour enrichir des espaces particuliers.


Avec le "Linear System", vous pouvez personnaliser votre luminaire en incorporant dans une même ligne, différents types d'éclairage ou d'angles de faisceau, un diffuseur prismatique ou des mini spots encastrés, qui offrent un niveau d'éblouissement particulièrement faible.

Dans le cas du profil ORIS Plus, de petits projecteurs orientables peuvent également être combinés, spécialement conçus pour mettre en valeur des produits ou des objets spécifiques.

Combinez à souhait les modules afin de créer votre propre ligne lumineuse, adaptée à vos besoins.

Commencez par sélectionner le profil extérieur que vous souhaitez (suspendu, en saillie, blanc, noir, etc.) puis choisissez le module d'éclairage (température de couleur 3000K ou 4000K, diffuseur opale ou prismatique, UGR bas, CRI, régulation ON/OFF, DALI, etc.), ensuite, choisissez les options d'angle en L, T, X ou Y, et enfin, les accessoires.

À la fin, ressentez la satisfaction d'avoir créé votre propre ligne de lumière!

















## ORDER BUILD

Configurador de encomenda / Configurateur de commande

Choose External Profile  
Escolha o Perfil Externo  
Choisissez le Profil Externe

Choose the LED Module  
Escolha o Módulo de LED  
Choisissez le Module LED

Choose Diffuser / Optics  
Escolha o Difusor / Ópticos  
Choisissez le Diffuseur / Optiques

1	2	3
<p><b>SUSPENDED</b> SUSPENSO SUSPENDU</p>  <p><b>SURFACE</b> SUPERFÍCIE EN SAILLIE</p> 	<p><b>2.1 Standard - CRI80 / CRI90</b></p> <p> ON/OFF ON/OFF ON/OFF</p> <p> DALI DALI DALI</p> <p> 1-10V 1-10V 1-10V</p>	<p><b>3.1 Standard - Opal 90° / Prismatic 80°</b></p> <p> <b>OPAL 90°</b> OPALINO 90° OPALE 90°</p> <p> <b>PRISMATIC 80°</b> PRISMÁTICO 80° PRISMATIQUE 80°</p>
	<p><b>2.2 Tunable White - CRI80</b></p> <p> <b>TUNABLE WHITE</b> TUNABLE WHITE TUNABLE WHITE</p>	
	<p><b>2.3 High Performance - CRI80</b></p> <p> ON/OFF ON/OFF ON/OFF</p> <p> DALI DALI DALI</p> <p> 1-10V 1-10V 1-10V</p>	
	<p><b>2.4 Low Glare - CRI90</b></p> <p> ON/OFF ON/OFF ON/OFF</p> <p> DALI DALI DALI</p>	<p><b>3.2 Low Glare</b></p> <p> <b>45° ANGLE</b> 45° ÂNGULO 45° ANGLE</p>





Choose SpotLight  
Escolha o SpotLight  
Choisissez le SpotLight

4



**APALIS SPOTLIGHT**  
APALIS SpotLight  
APALIS SpotLight

Choose Corner Joint  
Escolha Uniões de Canto  
Choisissez le Jonction d' Angle

5

5.1 External Profile



**L - CORNER JOINT**  
UNIÃO DE CANTO  
JONCTION D' ANGLE



**T - CORNER JOINT**  
UNIÃO DE CANTO  
JONCTION D' ANGLE



**X - CORNER JOINT**  
UNIÃO DE CANTO  
JONCTION D' ANGLE



**Y - CORNER JOINT**  
UNIÃO DE CANTO  
JONCTION D' ANGLE

5.2 LED Module Group - CRI80 / CRI90 + Diffuser



**ON/OFF**  
ON/OFF  
ON/OFF



**DALI**  
DALI  
DALI

Choose Accessories  
Escolha os Acessórios  
Choisissez les Accessoires

6



**BLIND COVER**  
TAMPA CEGA  
CACHE AVEUGLE



**POWER CABLES**  
CABOS DE ALIMENTAÇÃO  
CÂBLES D'ALIMENTATION



**CEILING ROSE**  
FLORÃO DE TETO  
COUPE DE PLAFOND



**BUILT-IN SENSOR**  
SENSOR EMBUTIDO  
CAPTEUR INTÉGRÉ



**EMERGENCY KIT**  
KIT DE EMERGÊNCIA  
KIT D'URGENCE



**END CAPS**  
TOPOS  
EMBOUTS




**SUSPENSION KITS**  
KITS DE SUSPENSÃO  
KITS DE SUSPENSION



**CASAMBI**  
CASAMBI  
CASAMBI



**EXTERNAL SENSOR**  
SENSOR EXTERNO  
CAPTEUR EXTERNE



## 1 External Profile

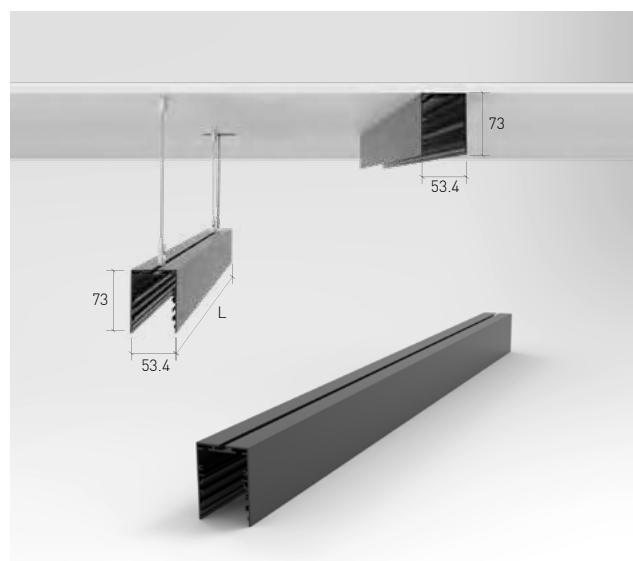
Perfil Externo / Profil Externe

LENGTH	SUSPENDED/SURFACE
850 mm	1950850.FI
1130 mm	1951130.FI
1410 mm	1951410.FI
1690 mm	1951690.FI
1970 mm	1951970.FI
2250 mm	1952250.FI
2530 mm	1952530.FI
2810 mm	1952810.FI
3090 mm	1953090.FI
3370 mm	1953370.FI

### Select your preferred option

Selecione a sua opção preferida  
Sélectionnez votre option préférée

FINISHING	FI
<input type="checkbox"/> Textured White	TW
<input checked="" type="checkbox"/> Textured Black	TB
<input type="checkbox"/> Anodized Aluminium	AL





**2** LED Module - Standard  
Módulo de LED / Module LED

**2.1** Standard - CRI80 / CRI90



**Led Module for OPAL Diffuser (09) - CRI>80**

Product Table / Tabela de produtos / Tableau des produits

**LED PCB**

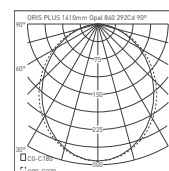
CRI >80  
3 Steps MacAdam  
Lifetime 72.000h Tp 55°C

CONTROL TYPE	LENGTH	POWER	CCT	LED LUMENS	LUMINAIRE LM	EFFICACY	ORDER CODE
NF, DA, 1V	850 mm	24 W	3000K	3840 lm	2781 lm	169 lm/W	198XX.0809.830
			4000K	4040 lm	2926 lm	169 lm/W	198XX.0809.840
	1130 mm	32 W	3000K	5120 lm	3787 lm	169 lm/W	198XX.1109.830
			4000K	5400 lm	3994 lm	169 lm/W	198XX.1109.840
	1410 mm	40 W	3000K	6400 lm	4726 lm	169 lm/W	198XX.1409.830
			4000K	6740 lm	4977 lm	169 lm/W	198XX.1409.840
1690 mm	48 W	3000K	7680 lm	5631 lm	169 lm/W	198XX.1609.830	
		4000K	8100 lm	5939 lm	169 lm/W	198XX.1609.840	

Select your preferred option

Selecione a sua opção preferida  
Sélectionnez votre option préférée

CONTROL TYPE	XX
ON/OFF	NF
DALI PUSH DIM	DA
1-10V	1V



**Note**

Full photometrics available online.  
Fotometrias completas disponíveis online.  
Photométries complètes disponibles en ligne.



**Led Module for OPAL Diffuser (09) - CRI>90**

Product Table / Tabela de produtos / Tableau des produits

**LED PCB**

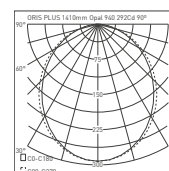

CRI >90  
3 Steps MacAdam  
Lifetime 72.000h Tp 55°C

CONTROL TYPE	LENGTH	POWER	CCT	LED LUMENS	LUMINAIRE LM	EFFICACY	ORDER CODE
NF, DA, 1V	850 mm	23,4 W	3000K	3610 lm	2615 lm	162 lm/W	199XX.0809.930
			4000K	3790 lm	2745 lm	162 lm/W	199XX.0809.940
	1130 mm	31,2 W	3000K	4820 lm	3565 lm	162 lm/W	199XX.1109.930
			4000K	5040 lm	3728 lm	162 lm/W	199XX.1109.940
	1410 mm	39,0 W	3000K	6020 lm	4446 lm	162 lm/W	199XX.1409.930
			4000K	6310 lm	4660 lm	162 lm/W	199XX.1409.940
1690 mm	46,8 W	3000K	7230 lm	5301 lm	162 lm/W	199XX.1609.930	
		4000K	7560 lm	5543 lm	162 lm/W	199XX.1609.940	

Select your preferred option

Selecione a sua opção preferida  
Sélectionnez votre option préférée

CONTROL TYPE	XX
ON/OFF	NF
DALI PUSH DIM	DA
1-10V	1V



**Note**

Full photometrics available online.  
Fotometrias completas disponíveis online.  
Photométries complètes disponibles en ligne.

2.1 Standard - CRI80 / CRI90



**Led Module for PRISMATIC Diffuser (P8) - CRI>80**

Product Table / Tabela de produtos / Tableau des produits

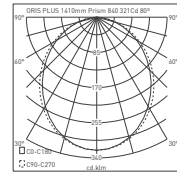
**LED PCB**  
CRI >80  
3 Steps MacAdam  
Lifetime 72.000h Tp 55°C

CONTROL TYPE	LENGTH	POWER	CCT	LED LUMENS	LUMINAIRE LM	EFFICACY	ORDER CODE
NF, DA, 1V	850 mm	20,3 W	3000K	3330 lm	2659 lm	173 lm/W	198XX.08P8.830
			4000K	3510 lm	2802 lm	174 lm/W	198XX.08P8.840
	1130 mm	27,0 W	3000K	4440 lm	3572 lm	174 lm/W	198XX.11P8.830
			4000K	4680 lm	3765 lm	174 lm/W	198XX.11P8.840
	1410 mm	33,8 W	3000K	5550 lm	4511 lm	173 lm/W	198XX.14P8.830
			4000K	5850 lm	4755 lm	174 lm/W	198XX.14P8.840
	1690 mm	40,5 W	3000K	6660 lm	5378 lm	174 lm/W	198XX.16P8.830
			4000K	7020 lm	5669 lm	174 lm/W	198XX.16P8.840

Select your preferred option

Selecione a sua opção preferida  
Sélectionnez votre option préférée

CONTROL TYPE	XX
ON/OFF	NF
DALI PUSH DIM	DA
1-10V	1V



**Note**  
Full photometrics available online.  
Fotometrias completas disponíveis online.  
Photométries complètes disponibles en ligne.



**Led Module for PRISMATIC Diffuser (P8) - CRI>90**

Product Table / Tabela de produtos / Tableau des produits

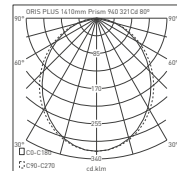
**LED PCB**  
CRI >90  
3 Steps MacAdam  
Lifetime 72.000h Tp 55°C

CONTROL TYPE	LENGTH	POWER	CCT	LED LUMENS	LUMINAIRE LM	EFFICACY	ORDER CODE
NF, DA, 1V	850 mm	19,8 W	3000K	3120 lm	2491 lm	165 lm/W	199XX.08P8.930
			4000K	3260 lm	2603 lm	165 lm/W	199XX.08P8.940
	1130 mm	26,4 W	3000K	4160 lm	3346 lm	165 lm/W	199XX.11P8.930
			4000K	4340 lm	3491 lm	165 lm/W	199XX.11P8.940
	1410 mm	33,0 W	3000K	5200 lm	4227 lm	165 lm/W	199XX.14P8.930
			4000K	5430 lm	4413 lm	165 lm/W	199XX.14P8.940
	1690 mm	39,6 W	3000K	6240 lm	5039 lm	165 lm/W	199XX.16P8.930
			4000K	6510 lm	5257 lm	165 lm/W	199XX.16P8.940

Select your preferred option

Selecione a sua opção preferida  
Sélectionnez votre option préférée

CONTROL TYPE	XX
ON/OFF	NF
DALI PUSH DIM	DA
1-10V	1V



**Note**  
Full photometrics available online.  
Fotometrias completas disponíveis online.  
Photométries complètes disponibles en ligne.

2.2 Tunable White



**Led Module for OPAL / PRISMATIC Diffuser (O9/P8) - CRI>80 Tunable White**

Product Table / Tabela de produtos / Tableau des produits

**LED PCB**  
CRI >80  
3 Steps MacAdam  
Lifetime 50.000h Tp 55°C

CONTROL TYPE	LENGTH	POWER	CCT	LED LUMENS	LUMINAIRE LM	EFFICACY	ORDER CODE
TW	850 mm	19,8 W	2700K - 6500K	3525 lm	2814 lm	179 lm/W	198TW.08BA.82765
	1130 mm	26,4 W	2700K - 6500K	4700 lm	3781 lm	179 lm/W	198TW.11BA.82765
	1410 mm	33,0 W	2700K - 6500K	5875 lm	4775 lm	179 lm/W	198TW.14BA.82765
	1690 mm	39,6 W	2700K - 6500K	7050 lm	5693 lm	179 lm/W	198TW.16BA.82765

\*Lumen details for 50% for each regulation channel Opalino 90° / \*Détails du lumen pour 50% pour chaque canal de régulation avec opale 90°  
\*Detalhes de lumen para 50% por cada canal de regulação Opalino 90° / \*Détails du lumen pour 50% pour chaque canal de régulation avec opale 90°

Select your preferred option

Selecione a sua opção preferida  
Sélectionnez votre option préférée

BEAM ANGLE	BA
OPAL 90°	O9
PRISMATIC 80°	P8



**2.3** High Performance- CRI80



**Led Module for HIGH PERFORMANCE OPAL Diffuser- CRI>80**  
Product Table / Tabela de produtos / Tableau des produits

**LED PCB**  
CRI >80  
3 Steps MacAdam  
Lifetime 72.000h Tp 55°C

CONTROL TYPE	LENGTH	POWER	CCT	LED LUMENS	LUMINAIRE LM	EFFICACY	ORDER CODE
NF, DA, 1V	1130 mm	48 W	4000K	8798 lm	6507 lm	184 lm/W	201XX.1109.840
			5000K	8911 lm	6590 lm	186 lm/W	201XX.1109.850
	1690 mm	72 W	4000K	13197 lm	9675 lm	184 lm/W	201XX.1609.840
			5000K	13367 lm	9800 lm	186 lm/W	201XX.1609.850



**Note**  
Full photometrics available online.  
Fotometrias completas disponíveis online.  
Photométries complètes disponibles en ligne.

Select your preferred option

Selecione a sua opção preferida  
Sélectionnez votre option préférée



CONTROL TYPE	XX
ON/OFF	NF
DALI PUSH DIM	DA
1-10V	1V



**Led Module for HIGH PERFORMANCE PRISMATIC Diffuser - CRI>80**  
Product Table / Tabela de produtos / Tableau des produits

**LED PCB**  
CRI >80  
3 Steps MacAdam  
Lifetime 72.000h Tp 55°C

CONTROL TYPE	LENGTH	POWER	CCT	LED LUMENS	LUMINAIRE LM	EFFICACY	ORDER CODE
NF, DA, 1V	1130 mm	33 W	4000K	6679 lm	5372 lm	203 lm/W	201XX.11P8.840
			5000K	6765 lm	5442 lm	205 lm/W	201XX.11P8.850
	1690 mm	49,5 W	4000K	10019 lm	8091 lm	203 lm/W	201XX.16P8.840
			5000K	10148 lm	8195 lm	206 lm/W	201XX.16P8.850



**Note**  
Full photometrics available online.  
Fotometrias completas disponíveis online.  
Photométries complètes disponibles en ligne.

Select your preferred option

Selecione a sua opção preferida  
Sélectionnez votre option préférée

CONTROL TYPE	XX
ON/OFF	NF
DALI PUSH DIM	DA
1-10V	1V


**2.4** Low Glare- CRI90



**Led Module for LOW GLARE (U4) Diffuser - CRI>90**  
Product Table / Tabela de produtos / Tableau des produits

**LED PCB**  
CRI >90  
3 Steps MacAdam  
Lifetime 50.000h Tp 55°C

CONTROL TYPE	LENGTH	POWER	CCT	LED LUMENS	LUMINAIRE LM	EFFICACY	ORDER CODE
NF, DA	2 x 290 mm *	26,3 W	3000K	1900 lm	1691 lm	72 lm/W	200XX.02U4.930
			4000K	2050 lm	1825 lm	78 lm/W	200XX.02U4.940
	580 mm	26,3 W	3000K	1900 lm	1691 lm	72 lm/W	200XX.05U4.930
			4000K	2050 lm	1825 lm	78 lm/W	200XX.05U4.940
	850 mm	39,4 W	3000K	2850 lm	2537 lm	72 lm/W	200XX.08U4.930
			4000K	3075 lm	2737 lm	78 lm/W	200XX.08U4.940
	1130 mm	52,5 W	3000K	3800 lm	3382 lm	72 lm/W	200XX.11U4.930
			4000K	4100 lm	3649 lm	78 lm/W	200XX.11U4.940



**Note**  
Full photometrics available online.  
Fotometrias completas disponíveis online.  
Photométries complètes disponibles en ligne.

Select your preferred option

Selecione a sua opção preferida  
Sélectionnez votre option préférée


CONTROL TYPE	XX	BEAM ANGLE
ON/OFF	NF	45° U4
DALI PUSH DIM	DA	

\*Modules to be applied in same fixture up to 1690mm  
\* Módulos a serem aplicados na mesma luminária até 1690 mm  
\* Modules à appliquer dans le même luminaire jusqu'à 1690 mm



**3** Diffuser / Optics  
Difusor / Ópticos / Diffuseur / Optiques



**3.1** Standard - Opal 90° / Prismatic 80°



**Diffuser for Opal 90° / Prismatic 80° Led Module**

Difusor / Diffuseur

LENGTH	OPAL 90°	PRISMATIC 80°
850 mm	1960850.09	1960850.P8
1130 mm	1961130.09	1961130.P8
1410 mm	1961410.09	1961410.P8
1690 mm	1961690.09	1961690.P8
1970 mm	1961970.09	1961970.P8
2250 mm	1962250.09	1962250.P8
2530 mm	1962530.09	1962530.P8
2810 mm	1962810.09	1962810.P8
3090 mm	1963090.09	1963090.P8
3370 mm	1963370.09	1963370.P8
3930 mm	1963930.09	1963930.P8
4490 mm	1964490.09	1964490.P8
5050 mm	1965050.09	1965050.P8
5610 mm	1965610.09	1965610.P8
5890 mm	1965890.09	1965890.P8



Select your preferred option

Selecione a sua opção preferida  
Sélectionnez votre option préférée

DIFFUSER	
Opal 90°	09
Prismatic 80°	P8

**3.2** Low Glare



**Diffuser for Low Glare Led Module**

Ópticos / Optiques

LENGTH	LOW GLARE
290 mm	1970290.U4.BL
570 mm	1970570.U4.BL
850 mm	1970850.U4.BL
1130 mm	1971130.U4.BL



Select your preferred option

Selecione a sua opção preferida  
Sélectionnez votre option préférée

BEAM ANGLE		FINISHING	
45°	U4	 Black Coated	BL

**4** SpotLight  
SpotLight / SpotLight



**APALIS SpotLight - CRI>90**

Product Table / Tabela de produtos / Tableau des produits

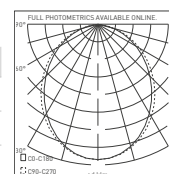
CONTROL TYPE	BLIND COVER	POWER	CCT	LED LUMENS	LUMINAIRE LM	EFFICACY	ORDER CODE
NF, DA, 1V	290 mm	1 x 6,8 W	3000K	975 lm	780 lm	144 lm/W	202XX.02BA.930.FI
			4000K	990 lm	792 lm	146 lm/W	202XX.02BA.940.FI
	580 mm	2 x 6,8 W	3000K	1949 lm	1560 lm	145 lm/W	502XX.02BA.930.FI
			4000K	1980 lm	1584 lm	147 lm/W	502XX.02BA.940.FI
		2 x 6,8 W	3000K	1949 lm	1560 lm	145 lm/W	202XX.05BA.930.FI
			4000K	1980 lm	1584 lm	147 lm/W	202XX.05BA.940.FI
3 x 6,8 W	3000K	2924 lm	2340 lm	145 lm/W	502XX.05BA.930.FI		
	4000K	2970 lm	2376 lm	148 lm/W	502XX.05BA.940.FI		



Select your preferred option

Selecione a sua opção preferida  
Sélectionnez votre option préférée

CONTROL TYPE	XX	FINISHING	FI	BEAM ANGLE	BA
ON/OFF	NF	<input type="checkbox"/> Textured White	TW	12°	12
DALI PUSH DIM	DA	<input checked="" type="checkbox"/> Textured Black	TB	24°	24
1-10V	1V			36°	36
				60°	60




**Note**

Full photometrics available online.  
Fotometrias completas disponíveis online.  
Photométries complètes disponibles en ligne.

**5** Corner Joint  
União de Canto / JONCTION D' ANGLE

**5.1** External Profile

JOINT	LENGTH	TYPE	SUSPENDED/SURFACE
L	290x290	light	204L.BA.FI
		blind cover	204L.FI
T	290x290x290	light	204T.BA.FI
		blind cover	204T.FI
X	290x290x290x290	blind cover	204X.FI
Y	290x290x290	blind cover	204Y.FI



Select your preferred option

Selecione a sua opção preferida  
Sélectionnez votre option préférée

BEAM ANGLE	BA	FINISHING	FI
Opal 90°	O9	<input type="checkbox"/> Textured White	TW
Prismatic 80°	P8	<input checked="" type="checkbox"/> Textured Black	TB
		<input type="checkbox"/> Anodized Aluminium	AL

**5.2** LED Module Group - CRI80 / CRI90 + Diffuser



**CORNER JOINT - OPAL Diffuser (O9) - CRI>80**

Product Table / Tabela de produtos / Tableau des produits

CONTROL TYPE	JOINT	LENGTH	POWER	CCT	LED LUMENS	LUMINAIRE LM	EFFICACY	ORDER CODE
NF,DA	L	290x290	16,0 W	3000K	2560 lm	1894 lm	160 lm/W	205L.XX.09.830
				4000K	2700 lm	1997 lm	169 lm/W	205L.XX.09.840
	T	290x290x290	24,0 W	3000K	3840 lm	2781 lm	160 lm/W	205T.XX.09.830
				4000K	4040 lm	2926 lm	169 lm/W	205T.XX.09.840

Select your preferred option

Selecione a sua opção preferida  
Sélectionnez votre option préférée

CONTROL TYPE	XX
ON/OFF	NF
DALI PUSH DIM	DA

**5.2** LED Module - CRI80 / CRI90

**CORNER JOINT- OPAL Diffuser (O9) - CRI>90**

Product Table / Tabela de produtos / Tableau des produits

CONTROL TYPE	JOINT	LENGTH	POWER	CCT	LED LUMENS	LUMINAIRE LM	EFFICACY	ORDER CODE
NF,DA	L	290x290	15,6 W	3000K	2410 lm	1783 lm	155 lm/W	206L.XX.O9.930
				4000K	2520 lm	1864 lm	162 lm/W	206L.XX.O9.940
	T	290x290x290	23,4 W	3000K	3610 lm	2615 lm	155 lm/W	206T.XX.O9.930
				4000K	3790 lm	2745 lm	162 lm/W	206T.XX.O9.940

Select your preferred option

 Selecione a sua opção preferida  
 Sélectionnez votre option préférée

CONTROL TYPE	XX
ON/OFF	NF
DALI PUSH DIM	DA


**CORNER JOINT- PRISMATIC Diffuser (P8) - CRI>80**

Product Table / Tabela de produtos / Tableau des produits

CONTROL TYPE	JOINT	LENGTH	POWER	CCT	LED LUMENS	LUMINAIRE LM	EFFICACY	ORDER CODE
NF,DA	L	290x290	13,5 W	3000K	2220 lm	1786 lm	165 lm/W	205L.XX.P8.830
				4000K	2340 lm	1883 lm	174 lm/W	205L.XX.P8.840
	T	290x290x290	20,3 W	3000K	3330 lm	2659 lm	165 lm/W	205T.XX.P8.830
				4000K	3510 lm	2802 lm	173 lm/W	205T.XX.P8.840

Select your preferred option

 Selecione a sua opção preferida  
 Sélectionnez votre option préférée

CONTROL TYPE	XX
ON/OFF	NF
DALI PUSH DIM	DA


**CORNER JOINT- PRISMATIC Diffuser (P8) - CRI>90**

Product Table / Tabela de produtos / Tableau des produits

CONTROL TYPE	JOINT	LENGTH	POWER	CCT	LED LUMENS	LUMINAIRE LM	EFFICACY	ORDER CODE
NF,DA	L	290x290	13,2 W	3000K	2080 lm	1673 lm	158 lm/W	206L.XX.P8.930
				4000K	2170 lm	1746 lm	165 lm/W	206L.XX.P8.940
	T	290x290x290	19,8 W	3000K	3120 lm	2491 lm	158 lm/W	206T.XX.P8.930
				4000K	3260 lm	2603 lm	165 lm/W	206T.XX.P8.940

Select your preferred option

 Selecione a sua opção preferida  
 Sélectionnez votre option préférée

CONTROL TYPE	XX
ON/OFF	NF
DALI PUSH DIM	DA

**6** Accessories

Acessórios / Accessoires



ACCESSORY	LENGTH	ORDER CODE
Blind Cover	570 mm	2030570.FI
	850 mm	2030850.FI
	1130 mm	2031130.FI


Select your preferred option

 Selecione a sua opção preferida  
 Sélectionnez votre option préférée

FINISHING	FI
<input type="checkbox"/>	Textured White TW
<input checked="" type="checkbox"/>	Textured Black TB



ACCESSORY	TYPE	SUSPENDED/SURFACE
End Cap	Visible screws	80303026.FI
	No screws	80303027.FI



ACCESSORY	SUSPENDED/SURFACE
Linear Joint	80303028

Select your preferred option

Selecione a sua opção preferida  
Sélectionnez votre option préférée

FINISHING	FI
<input type="checkbox"/> Textured White	TW
<input checked="" type="checkbox"/> Textured Black	TB
<input type="checkbox"/> Anodized Aluminium	AL



ACCESSORY	CABLE	TYPE	ON/OFF
Power Cable	3x0,75 mm	1,5 m	80303001
		3 m	80303002
		5 m	80303003
	3x1,5 mm	1,5 m	80303007
		3 m	80303008
		5 m	80303009



ACCESSORY	CABLE	TYPE	DIMMING
Power Cable	5x0,75 mm	1,5 m	80303004
		3 m	80303005
		5 m	80303006
	5x1,5 mm	1,5 m	80303010
		3 m	80303011
		5 m	80303012




ACCESSORY	CABLE	ORDER CODE
Suspension Kit	1,5 m	80303017.SL
	3 m	80303018.SL
	5 m	80303019.SL



DESCRIPTION	ORDER CODE
Tridonic emergency kit 150W 50-200VDC 1H 4 cells	6080-006
Tridonic emergency kit 150W 50-200VDC 3H 4 cells	6080-007

\*More info. on pag. 300 / \* Mais info. na pag. 300 / \*Plus d'info. en pag. 300



ACCESSORY	TYPE	DIMENSIONS	RECESSED	SURFACE
Ceiling Rose	Square	80x80x16mm	80303020.FI	---
	Square	80x80x30mm	---	80303021.FI

Select your preferred option

Selecione a sua opção preferida  
Sélectionnez votre option préférée

FINISHING	FI
<input type="checkbox"/> Textured White	TW
<input checked="" type="checkbox"/> Textured Black	TB
<input type="checkbox"/> Textured Silver	TS

Communication Interface / Interface de Comunicação / Interface de Communication



ACCESSORY	DIM CONTROL
Casambi DALI Interface *	8030-2590

\* Only available with DALI Luminaires / DALI info. on pag. 15  
\* Disponível apenas com luminárias DALI / DALI info. na pag. 15  
\* Uniquement disponible avec les luminaires DALI / DALI info. en pag. 15



ACCESSORY	ORDER CODE
Built-In Movement Sensors Switch	8030-2214

\*More info. on pag. 338 / \* Mais info. na pag. 338 / \*Plus d'info. en pag. 338




ACCESSORY	ORDER CODE
External Brightness & Movement Smart Sensor IP20 - 80 cm Cable	8030-1203
Remote control for Smart Sensor IP20	8030-0647

\*More info. on pag. 14 / \* Mais info. na pag. 14 / \*Plus d'info. en pag. 14







**BRILUMEN**  
Rua de Oliveira e Sá, nº200  
ZI, Maia, Setor 1  
4475-263 Maia  
PORTUGAL

**V.1 2021**  
ORIS - LINEAR LED SYSTEMS  
PRODUCT CATALOG  
CATÁLOGO DE PRODUCTOS  
CATALOGUE DE PRODUITS  
[WWW.BRILUMEN.COM](http://WWW.BRILUMEN.COM)