

## DESCRIPTION

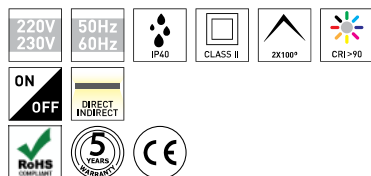
GULL is the name chosen for the new wall lighting that was missing in the Brilumen portfolio. A 100x100 mm square fixture, made in aluminium, with a CRI higher than 90 and a 100° UP & DOWN beam angle that creates a decorative wall lighting in both directions. Available in a textured white finish, GULL gives a special touch to any interior design. It can be combined with the range of Brilumen textured products for a perfect balance.

MOUNTING TYPE	Surface
LIGHT DISTRIBUTION	Direct and Indirect
WARRANTY	5 Years
FINISHING	Textured White
CONTROL	ON/OFF

## LED FEATURES

LUMINOUS EFFICIENCY	UP TO 129 lm/W
CRI	CRI→90
LIFESPAN	50.000 Hours
STEPS MACADAM	3 Steps MacAdam
LUMEN MAINTENANCE	L90/B50
PHOTOBIOLOGICAL RISK	RG1

## ICONOGRAPHY



## GULL WALL LIGHT PRODUCT TABLE AND TECHNICAL SPECIFICATIONS - CRI→90


LENGTH	POWER	FINISHING	CONTROL TYPE	BEAM ANGLE	LED LUMENS	LUMINAIRE LM	COLOR TEMP.	CODE
100	6.5	TW	NF	2x100	822	699	3000K	392XX.200.930.FI
100	6.5	TW	NF	2x100	835	710	4000K	392XX.200.940.FI

SELECT YOUR PREFERRED  
OPTION

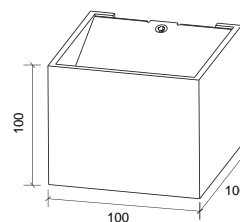
CONTROL TYPE  
ON/OFF XX  
NF

FINISHING  
Textured White FI  
TW

BEAM ANGLE  
2x100° BA  
2x100



## TECHNICAL DRAWING



PHOTOMETRIC DATA

POLAR DIAGRAM AND LUMINOUS FLUX - LENS .

