
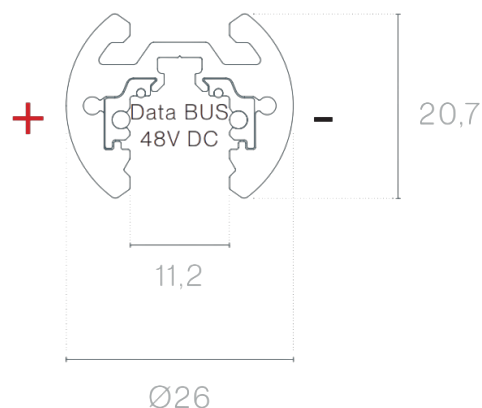


**DESCRIPTION**

48V MICRO is a complete low-profile architectural lighting system comprising tracks, adapters, control elements, and concealed connections. Designed for minimalist, elegant, and versatile solutions, it allows for the creation of dynamic and subtle compositions. Developed to meet today's demands for even more compact and unobtrusive components and structures, the MICRO 48V system features extremely small dimensions and a refined technical design — ideal for applications where detail and architectural integration are essential. The range offers various track profiles, ensuring high flexibility in the design and implementation of both technical and decorative lighting projects. Like Brilumen's other 48V solutions, all MICRO tracks incorporate an intelligent core with DATABUS, enabling digital lighting control and ensuring full component compatibility.

|                     |              |
|---------------------|--------------|
| <b>MOUNTING</b>     | Suspension   |
| <b>POWER SUPPLY</b> | 48V / TRACK  |
| <b>WARRANTY</b>     | 5 Years      |
| <b>FINISHING</b>    | Black, White |
| <b>CONTROL</b>      | DALI         |


**ICONOGRAPHY**

**TECHNICAL DRAWING**

**MT15 - TRACK 48V MICRO**
**PRODUCT TABLE AND TECHNICAL SPECIFICATIONS - MT15 - Track 48V MICRO Suspended**

| LENGTH | CONTROLTYPE | FINISHING | CODE         |
|--------|-------------|-----------|--------------|
| 1000   | DL          | BL, WH    | 3080-0620.FI |
| 2000   | DL          | BL, WH    | 3080-0621.FI |

**SELECT YOUR PREFERRED OPTION**

| CONTROLTYPE | XX | FINISHING | FI |
|-------------|----|-----------|----|
| DALI        | DL | Black     | BL |
|             |    | White     | WH |







**ACCESSORIES**

|  |                                     |                       |                       |
|--|-------------------------------------|-----------------------|-----------------------|
|  | Blind cover 1m<br>Blind cover of 1m | White<br>3080-0613.WH | Black<br>3080-0613.BL |
|--|-------------------------------------|-----------------------|-----------------------|

|  |                                     |                       |                       |
|--|-------------------------------------|-----------------------|-----------------------|
|  | Blind cover 2m<br>Blind cover of 2m | White<br>3080-0614.WH | Black<br>3080-0614.BL |
|--|-------------------------------------|-----------------------|-----------------------|

|  |  |                       |                       |
|--|--|-----------------------|-----------------------|
|  | Suspension Bracket<br>Suspension Bracket | White<br>3080-0618.WH | Black<br>3080-0618.BL |
|--|--|-----------------------|-----------------------|

|  |  |                       |                       |
|--|--|-----------------------|-----------------------|
|  | Suspen. junction bracket<br>Suspen. junction bracket | White<br>3080-0619.WH | Black<br>3080-0619.BL |
|--|--|-----------------------|-----------------------|

|   |  |  |  |
|---|--|--|--|
|    | End Cap<br>End cap   | White<br>3080-0622.WH                  | Black<br>3080-0622.BL                  |
|     | Initial power end feed<br>Initial power end feed<br>Initial power end feed | White<br>3080-0623.WH<br>3080-0623.BL  | Black                                  |
|     | Electrical joint<br>Electrical joint                                       | White<br>3080-0624.WH                  | Black<br>3080-0624.BL                  |
|     | L electrical connector<br>L electrical connector                           | White<br>3080-0625.WH                  | Black<br>3080-0625.BL                  |
|    | L connector ceiling/wall<br>L connector ceiling/wall                       | White<br>3080-0626.WH                  | Black<br>3080-0626.BL                  |
|    | Adjustable elect. joint<br>Adjustable elect. joint                         | White<br>3080-0627.WH                  | Black<br>3080-0627.BL                  |
|  | Suspension kit of 1,5m<br>Suspension kit of 1,5m                           | Silver<br>3080-0628.SL                 |  |
|  | Suspension kit of 3m<br>Suspension kit of 3m                               | Silver<br>3080-0629.SL                 |  |
|   | Power Supply 100W<br>Power Supply 100W                                     | White<br>3080-0630.WH,<br>3080-0631.WH | Black<br>3080-0630.BL,<br>3080-0631.BL |
|  | Power Supply 100W<br>Power Supply 100W                                     | White<br>3080-0630.WH,<br>3080-0631.WH | Black<br>3080-0630.BL,<br>3080-0631.BL |