

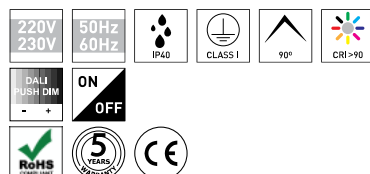
DESCRIPTION

Oris SlimPro The reduced dimensions of only 26 mm in width make this luminaire slim and distinctive. With a minimalist design, this light fixture was designed for refined spaces, where lighting is discreet, but efficient and with a high CRI. Oris SlimPro has the options of direct/indirect light, opal and prismatic diffuser, different beam angles, low glare reflectors and lenses, and comes in versions adaptable for ceilings, surface or walls. Specially developed to meet the requirements of architects, who are looking for thin and modular lighting fixtures. With SlimPro, it's possible to mount slim lines of light up to 3,375m without the need of joints. A selection of finishing colours starting from white, black to silver. The LED profiles come as well with the options to be configured in ON-OFF, DALI or CASAMBI.

MOUNTING	Suspension
DISTRIBUICAO LUZ	Directa
POWER SUPPLY	220-230V / 50-60 Hz
WARRANTY	5 Years
FINISHING	Textured Black, Textured Silver, Textured White
CONTROL	DALI / Switch Dim, ON/OFF


TECHNICAL DRAWING
LED FEATURES

LUMINOUS EFFICIENCY	UP TO 201 lm/W
CRI	CRI→90
LIFESPAN	50.000 Hours
STEPS MACADAM	3 Steps MacAdam
LUMEN MAINTENANCE	L90/B50
PHOTOBIOLOGICAL RISK	RG1


ICONOGRAPHY

ORIS SLIM PRO OPAL
PRODUCT TABLE AND TECHNICAL SPECIFICATIONS - CRI→90





LENGTH	POWER	FINISHING	COLOR TEMP.	CONTROLTYPE	LED LUMENS	LUMINAIRE LM	CODE
570	10.7	TB, TS, TW	3000K	DA, NF	2102	1471	5240XX.0509.930.FI
570	10.7	TB, TS, TW	4000K	DA, NF	2156	1509	5240XX.0509.940.FI
850	16.1	TB, TS, TW	3000K	DA, NF	3153	2207	5240XX.0809.930.FI
850	16.1	TB, TS, TW	4000K	DA, NF	3234	2264	5240XX.0809.940.FI
1130	21.5	TB, TS, TW	3000K	DA, NF	4204	2943	5240XX.1109.930.FI
1130	21.5	TB, TS, TW	4000K	DA, NF	4311	3018	5240XX.1109.940.FI
1410	26.8	TB, TS, TW	3000K	DA, NF	5255	3679	5240XX.1409.930.FI
1410	26.8	TB, TS, TW	4000K	DA, NF	5389	3773	5240XX.1409.940.FI
1690	32.2	TB, TS, TW	3000K	DA, NF	6306	4414	5240XX.1609.930.FI
1690	32.2	TB, TS, TW	4000K	DA, NF	6467	4527	5240XX.1609.940.FI
1970	37.5	TB, TS, TW	3000K	DA, NF	7357	5150	5240XX.1909.930.FI
1970	37.5	TB, TS, TW	4000K	DA, NF	7545	5282	5240XX.1909.940.FI
2250	42.9	TB, TS, TW	3000K	DA, NF	8408	5886	5240XX.2209.930.FI
2250	42.9	TB, TS, TW	4000K	DA, NF	8623	6036	5240XX.2209.940.FI
2530	48.3	TB, TS, TW	3000K	DA, NF	9459	6622	5240XX.2509.930.FI
2530	48.3	TB, TS, TW	4000K	DA, NF	9701	6791	5240XX.2509.940.FI
2810	53.6	TB, TS, TW	3000K	DA, NF	10511	7357	5240XX.2809.930.FI
2810	53.6	TB, TS, TW	4000K	DA, NF	10779	7545	5240XX.2809.940.FI
3090	59	TB, TS, TW	3000K	DA, NF	11562	8093	5240XX.3009.930.FI
3090	59	TB, TS, TW	4000K	DA, NF	11856	8300	5240XX.3009.940.FI
3370	64.4	TB, TS, TW	3000K	DA, NF	12613	8829	5240XX.3309.930.FI
3370	64.4	TB, TS, TW	4000K	DA, NF	12934	9054	5240XX.3309.940.FI

SELECT YOUR PREFERRED OPTION

CONTROLTYPE	XX	COLOR TEMP.	CT	FINISHING	FI
DALI / Switch Dim	DA	3000K	30	Textured Black	TB
ON/OFF	NF	4000K	40	Textured Silver	TS
				Textured White	TW

ACCESSORIES

	Suspension Kit	Silver
	Suspension kit 1,5m (1un)	80303017.SL
	Suspension kit 3 m (1un)	80303018.SL
	Suspension kit 5 m (1un)	80303019.SL

	<p>Ceiling Rose Recessed Ceiling Rose Recessed</p>	<p>Textured White 80303020.TW</p>	<p>Textured Silver 80303020.TS</p>	<p>Textured Black 80303020.TB</p>
	<p>Ceiling Rose Surface Ceiling Rose Surface</p>	<p>Textured White 80303021.TW</p>	<p>Textured Silver 80303021.TS</p>	<p>Textured Black 80303021.TB</p>
	<p>Power Cable 0,75 Power Cable 1.5m Power Cable 3m Power Cable 5m</p>	<p>ON/OFF 80303001 80303002 80303003</p>	<p>DALI Push 80303004 80303005 80303006</p>	
	<p>CASAMBI - DALI Interface CASAMBI - DALI Interface</p>	<p>CASAMBI 8030-2590</p>		