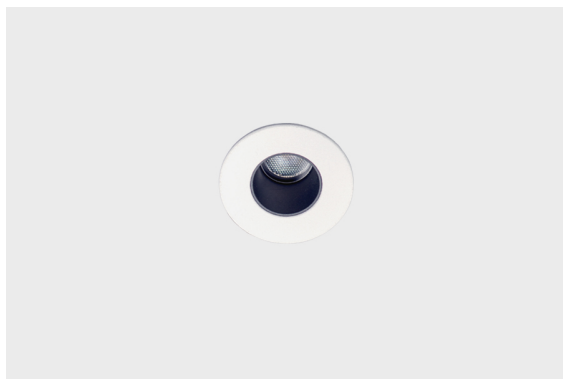


DESCRIPTION

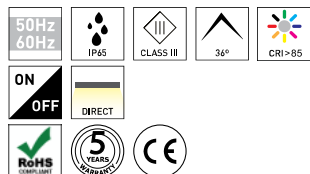
When the night hides the light, light up the stars with the Brilumen's spotlight range and provide a beautiful light to your room, making it stunning. Thanks to its small size, with this range it's possible to create numerous designs on the ceiling or wall, and with a colour rendering index higher than 85. Due to its textured white finish and high IP rating, this versatile product range can be installed in numerous locations, working as ambient light and complementing the remaining light fittings, or even as a presence light in halls, lifts, etc. NOTE: These products works at 350mA constant current, requiring an external drive to connect the luminaires to 230 Volts. They will also need a waterproof box to preserve the product's IP rating.

POWER SUPPLY 3VDC / 50-60 Hz

LED FEATURES



ICONOGRAPHY



PUMMERIN 1W
PRODUCT TABLE AND TECHNICAL SPECIFICATIONS - CRI→85


LENGTH	POWER	FINISHING	CONTROL TYPE	BEAM ANGLE	LED LUMENS	LUMINAIRE LM	COLOR TEMP.	CODE
37	1	TWB	NF	36	120	50	3000K	342.85.BA.30.FI


SELECT YOUR PREFERRED
OPTION


CONTROL TYPE	XX	FINISHING	FI	BEAM ANGLE	BA
ON/OFF	NF	Textured white and black	TWB	36°	36


ACCESSORIES

 **Waterproof box** 4080-1030

 **Output cable gland** 4080-1031

 **Cover for waterproof box** 4080-1033

 **Driver 350mA 1 - 3** 8015-0222

 **LED Driver 6W 350mA** 8015-0224